

CIRCUIT-BREAKER SZ S00, FOR MOTOR PROTECTION, CLASS 10, A-RELEASE 5.5...8A, N-RELEASE 104A, SPRING-L. CONNECTION, STANDARD SW. CAPACITY



| | |
|---|----------------------|
| product brand name | SIRIUS |
| Product designation | 3RV2 circuit breaker |
| General technical data: | |
| Size of the circuit-breaker | S00 |
| Size of contactor can be combined company-specific | S2 |
| Product expansion | |
| • Auxiliary switch | Yes |
| Power loss [W] total typical | 7 W |
| Insulation voltage with degree of pollution 3 rated value | 690 V |
| Surge voltage resistance rated value | 6 kV |
| maximum permissible voltage for safe isolation | |
| • in networks with grounded star point between main and auxiliary circuit | 400 V |
| • in networks with grounded star point between main and auxiliary circuit | 400 V |
| Protection class IP | |
| • on the front | IP20 |
| • of the terminal | IP20 |

| | |
|--|------------------|
| Shock resistance | |
| • acc. to IEC 60068-2-27 | 25g / 11 ms |
| Mechanical service life (switching cycles) | |
| • of the main contacts typical | 100 000 |
| • of auxiliary contacts typical | 100 000 |
| Electrical endurance (switching cycles) | |
| • typical | 100 000 |
| Type of protection | Increased safety |
| Certificate of suitability relating to ATEX | on request |
| Protection against electrical shock | finger-safe |
| Equipment marking acc. to DIN EN 81346-2 | Q |

Ambient conditions:

| | |
|--|----------------|
| Installation altitude at height above sea level maximum | 2 000 m |
| Ambient temperature | |
| • during operation | -20 ... +60 °C |
| • during storage | -50 ... +80 °C |
| • during transport | -50 ... +80 °C |
| Temperature compensation | -20 ... +60 °C |
| Relative humidity during operation | 10 ... 95 % |

Main circuit:

| | |
|---|--------------|
| Number of poles for main current circuit | 3 |
| Adjustable pick-up value current of the current-dependent overload release | 5.5 ... 8 A |
| Operating voltage | |
| • rated value | 690 V |
| • at AC-3 rated value maximum | 690 V |
| Operating frequency rated value | 50 ... 60 Hz |
| Operating current rated value | 8 A |
| Operating current | |
| • at AC-3 | |
| — at 400 V rated value | 8 A |
| Operating power | |
| • at AC-3 | |
| — at 230 V rated value | 1 500 W |
| — at 400 V rated value | 3 000 W |
| — at 500 V rated value | 4 000 W |
| — at 690 V rated value | 5 500 W |
| Operating frequency | |
| • at AC-3 maximum | 15 1/h |

Auxiliary circuit:

| | |
|------------------------------|---|
| Number of NC contacts | |
| • for auxiliary contacts | 0 |
| Number of NO contacts | |
| • for auxiliary contacts | 0 |
| Number of CO contacts | |
| • for auxiliary contacts | 0 |

Protective and monitoring functions:

| | |
|--|----------|
| Trip class | CLASS 10 |
| Design of the overload release | thermal |
| Operational short-circuit current breaking capacity (Ics) at AC | |
| • at 240 V rated value | 100 kA |
| • at 400 V rated value | 100 kA |
| • at 500 V rated value | 42 kA |
| • at 690 V rated value | 4 kA |
| Maximum short-circuit current breaking capacity (Icu) | |
| • at AC at 240 V rated value | 100 kA |
| • at AC at 400 V rated value | 100 kA |
| • at AC at 500 V rated value | 42 kA |
| • at AC at 690 V rated value | 6 kA |
| Breaking capacity short-circuit current (Icn) | |
| • at 1 current path at DC at 150 V rated value | 10 kA |
| • with 2 current paths in series at DC at 300 V rated value | 10 kA |
| • with 3 current paths in series at DC at 450 V rated value | 10 kA |
| Response value current of the instantaneous short-circuit release | 104 A |

UL/CSA ratings:

| | |
|---|----------|
| Full-load current (FLA) for three-phase AC motor | |
| • at 480 V rated value | 8 A |
| • at 600 V rated value | 8 A |
| • yielded mechanical performance [hp] for single-phase AC motor | |
| — at 110/120 V rated value | 0.333 hp |
| — at 230 V rated value | 1 hp |
| • Yielded mechanical performance [hp] for three-phase AC motor | |
| — at 200/208 V rated value | 2 hp |
| — at 220/230 V rated value | 2 hp |
| — at 460/480 V rated value | 5 hp |
| — at 575/600 V rated value | 5 hp |

| Short-circuit protection | |
|--|--|
| Design of the short-circuit trip | magnetic |
| Design of the fuse link for IT network for short-circuit protection of the main circuit | |
| <ul style="list-style-type: none"> • at 400 V • at 500 V • at 690 V | gL/gG 50 A gL/gG 40 A gL/gG 35 A |

| Installation/ mounting/ dimensions: | |
|--|--|
| Mounting position | any |
| Mounting type | screw and snap-on mounting onto 35 mm standard mounting rail according to DIN EN 60715 |
| Height | 106 mm |
| Width | 45 mm |
| Depth | 96 mm |
| Required spacing | |
| <ul style="list-style-type: none"> • with side-by-side mounting <ul style="list-style-type: none"> — forwards — Backwards — upwards — downwards — at the side • for grounded parts <ul style="list-style-type: none"> — forwards — Backwards — upwards — at the side — downwards • for live parts <ul style="list-style-type: none"> — forwards — Backwards — upwards — downwards — at the side | 0 mm 0 mm 50 mm 50 mm 0 mm 0 mm 0 mm 50 mm 30 mm 50 mm 0 mm 0 mm 50 mm 50 mm 30 mm |

| Connections/ Terminals: | |
|--|-------------------------|
| Product function | |
| <ul style="list-style-type: none"> • removable terminal for auxiliary and control circuit | No |
| Type of electrical connection | |
| <ul style="list-style-type: none"> • for main current circuit | spring-loaded terminals |
| Arrangement of electrical connectors for main current circuit | Top and bottom |
| Type of connectable conductor cross-sections | |

| | |
|---|--|
| <ul style="list-style-type: none"> • for main contacts <ul style="list-style-type: none"> — single or multi-stranded — finely stranded with core end processing — finely stranded without core end processing • at AWG conductors for main contacts | <p>2x (0,5 ... 4 mm²)</p> <p>2x (0.5 ... 2.5 mm²)</p> <p>2x (0.5 ... 2.5 mm²)</p> <p>2x (20 ... 12)</p> |
| Design of screwdriver shaft | Diameter 5 to 6 mm |

| | |
|---|-------------------------|
| Safety related data: | |
| B10 value with high demand rate acc. to SN 31920 | 50 000 |
| Proportion of dangerous failures | |
| <ul style="list-style-type: none"> • with low demand rate acc. to SN 31920 • with high demand rate acc. to SN 31920 | <p>40 %</p> <p>40 %</p> |
| Failure rate [FIT] | |
| <ul style="list-style-type: none"> • with low demand rate acc. to SN 31920 | 50 FIT |
| T1 value for proof test interval or service life acc. to IEC 61508 | 10 y |
| Display version | |
| <ul style="list-style-type: none"> • for switching status | Handle |

Certificates/approvals

| | |
|--------------------------|--------------------------------|
| General Product Approval | For use in hazardous locations |
|--------------------------|--------------------------------|



[KTL](#)



| | | | |
|--------------------------------|---------------------------|-------------------|-------------------|
| For use in hazardous locations | Declaration of Conformity | Test Certificates | Shipping Approval |
|--------------------------------|---------------------------|-------------------|-------------------|



[spezielle Prüfbescheinigungen](#)

[Werksbescheinigungen](#)

[Typprüfbescheinigung/Werkszeugnis](#)



Shipping Approval



| | | |
|-------------------|-------|---------|
| Shipping Approval | other | Railway |
|-------------------|-------|---------|



[Bestätigungen](#)

[Umweltbestätigung](#)



[Schwingen/Schocke](#)

Further information

Information- and Downloadcenter (Catalogs, Brochures,...)

<http://www.siemens.com/industrial-controls/catalogs>

Industry Mall (Online ordering system)

<https://mall.industry.siemens.com/mall/en/en/Catalog/product?mlfb=3RV20111HA20>

Cax online generator

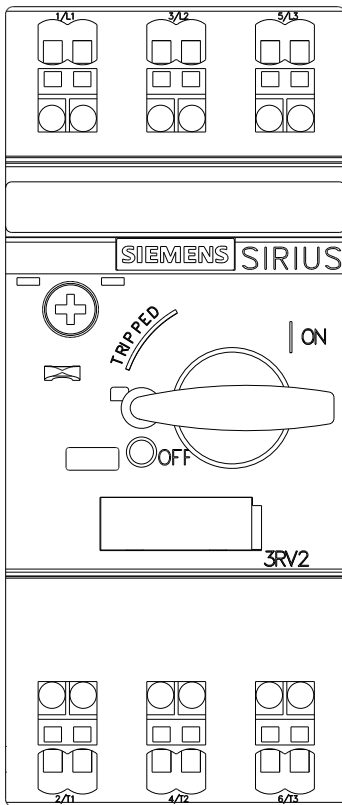
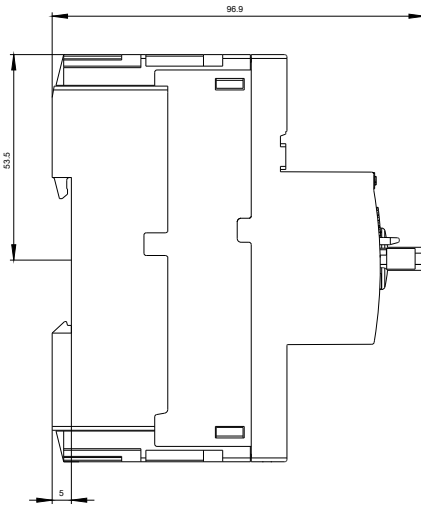
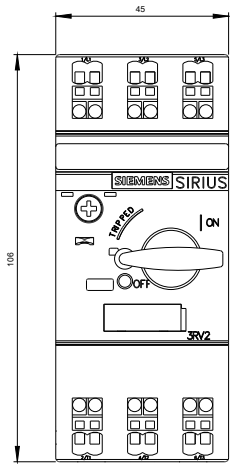
<http://support.automation.siemens.com/WW/CAXorder/default.aspx?lang=en&mlfb=3RV20111HA20>

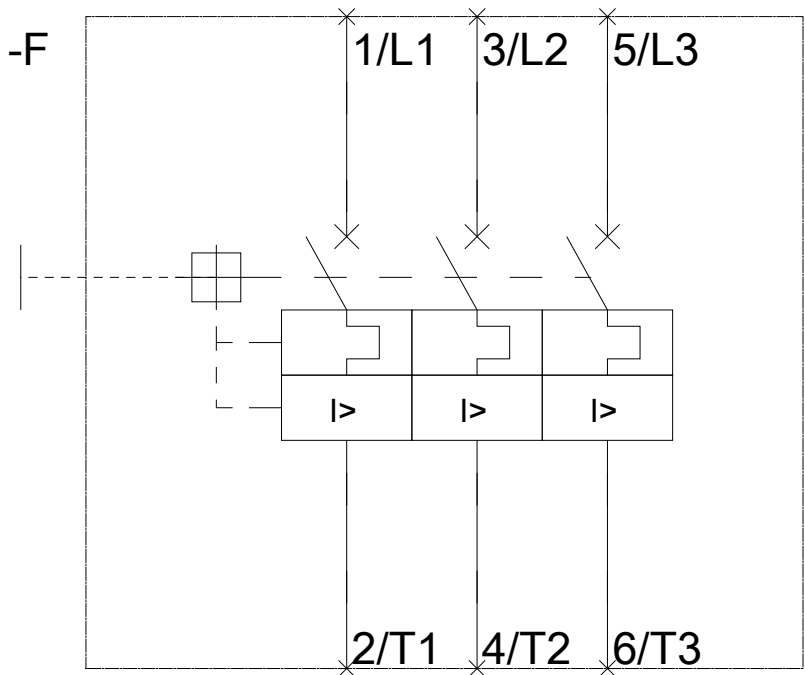
Service&Support (Manuals, Certificates, Characteristics, FAQs,...)

<https://support.industry.siemens.com/cs/ww/en/ps/3RV20111HA20>

Image database (product images, 2D dimension drawings, 3D models, device circuit diagrams, EPLAN macros, ...)

http://www.automation.siemens.com/bilddb/cax_de.aspx?mlfb=3RV20111HA20&lang=en





last modified:

24.02.2016