



Pushing Performance



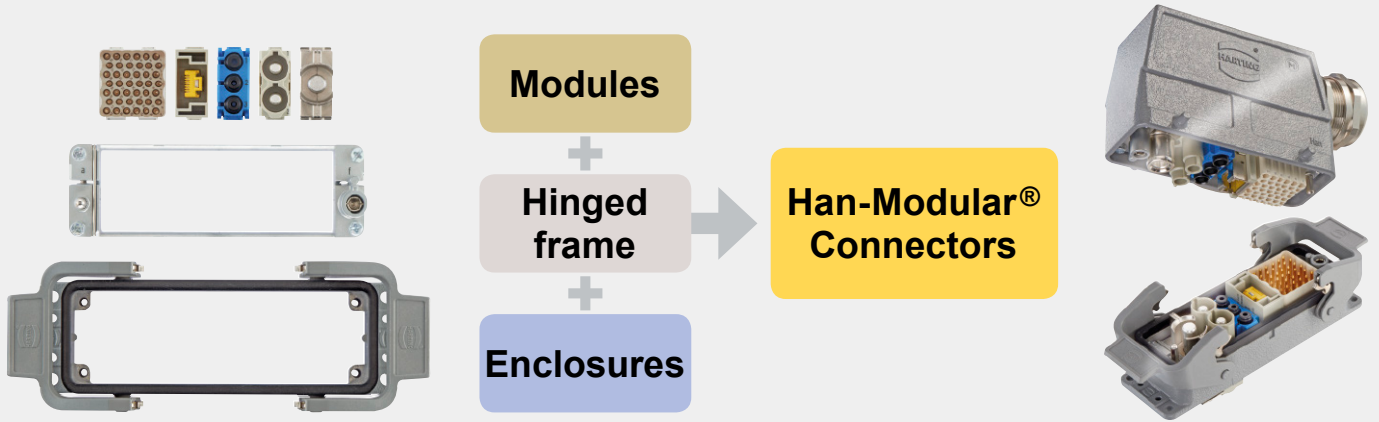
People | Power | Partnership

HARTING Selection Guide

Han-Modular[®] Connectors

Description of the Han-Modular® system

The Han-Modular® series is designed for combining different transmission media in one connector. The multifaceted system of inserts, contacts, frames, hoods and housings as well as accessories fulfils individual customer requirements. The customer can choose between more than 100 different modules. These are suitable for different transmission media and cover various termination techniques.




The patented Han-Modular® hinged frame enables the configuration of all modules in the well-accepted Han® hoods and housings. Further additional solutions are available, e.g. suitable docking frames for drawer units. Individual customer requirements can be realised by means of the Han-Modular® series. Combining various transmission media in one single connector results in lower expenditures in installation time and production downtime. Space savings and cost savings are further benefits. The easy extension possibilities secure the ideal solution for an actual as well as future safe design.

Highlights

- Combination of different connectors to one unit**
- Shorter installation times**
- Important space saving**
- Save money for components as well as for the whole industrial site**
- Future safe design due to easy extensions**

System description



Technical characteristics

Specifications / approvals	DIN EN 61984 DIN EN 60664-1
	File No. E235076
	File No. 61754 - 14 HH
PE system (hinged frame)	2 leading PE contacts
- Signal side	0.5 ... 2.5 mm ²
- Power side	4 ... 10 mm ² (10 mm ² with crimp tool 09 99 000 0374)
Limiting temperatures*	- 40 °C ... + 125 °C
Flammability acc. to UL 94	V0
Working life	> 500 mating cycles
- Standard version	> 10.000 mating cycles
- HMC version	
Material	
- Hinged frames	zinc die cast
- Modules	polycarbonate
- Contacts	copper alloy

* Some modules have a lower limiting temperature (i.e. pneumatic, optical as well as data transmission modules)

New Hinged Frames Plus – Established products even better



Suitable for more than 100 different modules



Quick and easy assembly supported by an audible “Click”




Very high mechanical stability



No tools for insertion and removal




2 leading PE contacts



PE termination 0.5 - 2.5 mm²
resp. 4 - 10 mm²

Spring mechanism enables easy handling



Clear marking of the module position

Hinged Frames Plus

Size	Hinged frames 6 B	Hinged frames 10 B	Hinged frames 16 B	Hinged frames 24 B
Number of modules	for 2 modules	for 3 modules	for 4 modules	for 6 modules
Standard version (A ... F)	09 14 006 0361	09 14 010 0361	09 14 016 0361	09 14 024 0361
Standard version (a ... f)	09 14 006 0371	09 14 010 0371	09 14 016 0371	09 14 024 0371
Han® HMC version (A ... F)	09 14 206 0361	09 14 210 0361	09 14 216 0361	09 14 224 0361
Han® HMC version (a ... f)	09 14 206 0371	09 14 210 0371	09 14 216 0371	09 14 224 0371


Accessories

Size	PE terminal extension (cable shoe 16 mm ²)	Coding element Han® 6 B - 24 B	Guide pins / bushes Han® 6 B - 24 B	Han® 10 A frame for 1 module
Hint	for hoods/housings high construction only	6 codings	16 codings	
Part number	09 14 000 9912	09 14 000 9901	Male: 09 14 000 9908 Female: 09 14 000 9909	09 14 000 0304

* for pneumatic, optical as well as small contacts (≤ 5 A) guide pins and bushes are recommended

Docking frame

- Docking connector for drawer systems
- Robust, leading guide pins and bushes
- Cost saving polycarbonate frames
- Compatible with HMC up to 10.000 mating cycles
- Large tolerance compensation of ± 2 mm play (float mount with M4 adapter plate 09 14 000 9936)



Docking frame

Size	Docking frames 6 B	Docking frames 10 B	Docking frames 16 B	Docking frames 24 B
Number of modules	for 2 modules	for 3 modules	for 4 modules	for 6 modules
Dimensions	65.8 x 33 mm	79.3 x 45 mm	94 x 45 mm	123.4 x 45 mm
float mounting (A ... F)	09 14 006 1701	09 14 010 1701	09 14 016 1701	09 14 024 1701
fix mounting (a ... f)	09 14 006 1711	09 14 010 1711	09 14 016 1711	09 14 024 1711

Han-Modular® Hoods/Housings



Han-Modular® Hoods/Housings		Han-Modular® Compact	Han-Modular® Twin	Han-Modular® Eco	Han-Modular® Eco
	Hoods/Housings type Number of modules PE termination	Metal hoods/housings IP65 1 module 0.5 ... 10 mm ²	Metal hoods/housings IP65 2 modules 0.5 ... 10 mm ²	Plastic hoods/housings IP65 1 module without PE	Plastic hoods/housings IP65 1 module Pin 1 = PE
	Hoods - Carrier hoods - Hood side entry M25 - Hood top entry M25 - Hood top entry M32 - Cover	09 14 001 0311 19 14 001 0501 19 14 001 0401 19 14 001 0402 09 14 001 5402	09 14 002 0311 19 14 002 0501 19 14 002 0401 19 14 002 0402	09 14 001 0420	09 14 001 0421
	Housings - Bulkhead-mounted housing - Cable to cable housing - Cover	09 14 001 0301 19 14 001 0701 09 14 001 5401	09 14 002 0301 19 14 002 0702 09 14 002 5401	09 14 001 0320 09 14 001 0720	09 14 001 0321 09 14 001 0721
	Coding elements	09 14 000 997x	09 14 000 993x	09 14 000 9929	09 14 000 9929
Han-Modular® Hoods/Housings		Han-Eco®	Han-Yellock®	Han-Inox®	Module clamp
	Hoods/Housings type Locking element Field of application Number of modules	Plastic hoods/housings IP65 Plastic levers Industrial applications 3, 4, 5, 7 modules	Metal hoods/housings IP65 Press-button Industrial applications 2, 4 modules	Stainless steel hoods/housings IP65 Stainless steel levers Process industry 3 modules	Plastic mounting frame IP20 Snap locking within switch cabinet 1 module
Part numbers	19 41 ...	11 ...	19 44 310 ...	09 14 000 0312 09 14 000 0313	
Hoods/housings for hinged frame		Han® B	Han® EMV	Han® M	Han® HPR
	Hoods/Housings type Locking element Field of application	Metal hoods/housings IP65 Han-Easy Lock® Industrial applications	Metal hoods/housings IP65 Han-Easy Lock® shielded connections	Metal hoods/housings IP65 Stainless steel levers Outdoor applications	Metal hoods/housings IP68 Screw locking Rail technology
	Sizes: - Han® 6 B for 2 modules - Han® 10 B for 3 modules - Han® 16 B for 4 modules - Han® 24 B for 6 modules				
Part numbers	09 30 ... / 19 30 ...	09 62 ... / 19 62 ...	09 37... / 19 37...	09 40 ... / 19 40 ...	
Hoods/housings for hinged frame		Han® HMC	Han-Snap®	Grip panel	Docking frame
	Hoods/Housings type Locking element Field of application	Metal hoods/housings IP65 Han-Easy Lock® up to 10.000 mating cycles	Plastic adapter IP20 Snap locking within switch cabinet	Metal mounting frame IP20 Screw locking within switch cabinet	Metal frame IP20 without locking for drawer systems
	Sizes: - Han® 6 B for 2 modules - Han® 10 B for 3 modules - Han® 16 B for 4 modules - Han® 24 B for 6 modules				
Part numbers	09 30 2 ... / 19 30 2 ...	09 33 ...	09 00 0xx 56 ...	09 30 0xx 1704	

For more details and part numbers refer to catalogue "Industrial Connectors Han®" as well as the HARTING eCatalogue

Crimp Contacts and Crimping Tools



5 A - D-Sub	Cross-section / Wire gauge				male	female	male	female
	(mm ²)	(AWG)			(gold plated)	(gold plated)	(HMC gold plated)	(HMC gold plated)
	0.09 - 0.25	28 - 24			09 67 000 7576	09 67 000 7476	09 67 000 7570	09 67 000 7470
	0.13 - 0.33	26 - 22			09 67 000 5576	09 67 000 5476	09 67 000 5570	09 67 000 5470
	0.25 - 0.52	24 - 20			09 67 000 8576	09 67 000 8476	09 67 000 8570	09 67 000 8470



















10 A - Han D®	Cross-section / Wire gauge		male	female	male	female	male	female
	(mm ²)	(AWG)	(silver plated)	(silver plated)	(gold plated)	(gold plated)	(HMC gold plated)	(HMC gold plated)
	0.14 - 0.37	26 - 22	09 15 000 6104	09 15 000 6204	09 15 000 6124	09 15 000 6224	09 15 200 6124	09 15 200 6224
	0.5	20	09 15 000 6103	09 15 000 6203	09 15 000 6123	09 15 000 6223	09 15 200 6123	09 15 200 6223
	0.75	18	09 15 000 6105	09 15 000 6205	09 15 000 6125	09 15 000 6225	09 15 200 6125	09 15 200 6225
	1	18	09 15 000 6102	09 15 000 6202	09 15 000 6122	09 15 000 6222	09 15 200 6122	09 15 200 6222
	1.5	16	09 15 000 6101	09 15 000 6201	09 15 000 6121	09 15 000 6221	09 15 200 6121	09 15 200 6221
	2.5	14	09 15 000 6106	09 15 000 6206	09 15 000 6126	09 15 000 6226	09 15 200 6126	09 15 200 6226

16 A - Han E®	Cross-section / Wire gauge		male	female	male	female	male	female
	(mm ²)	(AWG)	(silver plated)	(silver plated)	(gold plated)	(gold plated)	(HMC gold plated)	(HMC gold plated)
	0.14 - 0.37	26 - 22	09 33 000 6127	09 33 000 6227	09 33 000 6117	09 33 000 6217	09 33 200 6117	09 33 200 6217
	0.5	20	09 33 000 6121	09 33 000 6220	09 33 000 6122	09 33 000 6222	09 33 200 6122	09 33 200 6222
	0.75	18	09 33 000 6114	09 33 000 6214	09 33 000 6115	09 33 000 6215	09 33 200 6115	09 33 200 6215
	1	18	09 33 000 6105	09 33 000 6205	09 33 000 6118	09 33 000 6218	09 33 200 6118	09 33 200 6218
	1.5	16	09 33 000 6104	09 33 000 6204	09 33 000 6116	09 33 000 6216	09 33 200 6116	09 33 200 6216
	2.5	14	09 33 000 6102	09 33 000 6202	09 33 000 6123	09 33 000 6223	09 33 200 6123	09 33 200 6223
	3	12	09 33 000 6106	09 33 000 6206				
	4	12	09 33 000 6107	09 33 000 6207	09 33 000 6119	09 33 000 6221	09 33 200 6119	09 33 200 6221

40 A - Han® C	Cross-section / Wire gauge		male	female			male	female
	(mm ²)	(AWG)	(silver plated)	(silver plated)			(HMC gold plated)	(HMC gold plated)
	1.5	16	09 32 000 6104	09 32 000 6204			09 32 200 6114	09 32 200 6224
	2.5	14	09 32 000 6105	09 32 000 6205			09 32 200 6115	09 32 200 6225
	4	12	09 32 000 6107	09 32 000 6207			09 32 200 6117	09 32 200 6227
	6	10	09 32 000 6108	09 32 000 6208			09 32 200 6118	09 32 200 6228
	10	8	09 32 000 6109	09 32 000 6209			09 32 200 6119	09 32 200 6229

Crimping tools	Crimping tools acc. to IEC 60352-2	09 99 000 0501	09 99 000 0021	09 99 000 0110	09 99 000 0303	09 99 000 0377	09 99 000 0888
	Contacts / cross-section [mm ²]	D-Sub / 0.09 ... 0.52	Han D® / 0.14 ... 1.5 Han E® / 0.5 ... 2.5	Han D® / 0.14 ... 1.5 Han E® / 0.5 ... 4.0 Han® C / 1.5 ... 4.0			Han D® / 0.14 ... 2.5 Han E® / 0.14 ... 4.0 Han® C / 1.5 ... 4.0

Han® HC	Cross-section / Wire gauge		male	female	Crimp dies acc. to DIN 46235	Battery hydraulic crimping tool (10 - 70 mm ²)	Hydraulic handtool (10 - 70 mm ²)
	(mm ²)	(AWG)	(silver plated)	(silver plated)		09 99 000 0850	09 99 000 0851
70 A	10		09 11 000 6131	09 11 000 6231	09 99 000 0852		
	16		09 11 000 6132	09 11 000 6232	09 99 000 0853		
	25		09 11 000 6133	09 11 000 6233	09 99 000 0854		
100 A	10		09 11 000 6114	09 11 000 6214	09 99 000 0852		
	16		09 11 000 6116	09 11 000 6216	09 99 000 0853		
	25		09 11 000 6125	09 11 000 6225	09 99 000 0854		
200 A	35		09 11 000 6135	09 11 000 6235	09 99 000 0855		
	25		09 11 000 6120	09 11 000 6220	09 99 000 0854		
	35		09 11 000 6121	09 11 000 6221	09 99 000 0855		
	50		09 11 000 6122	09 11 000 6222	09 99 000 0856		
	70		09 11 000 6123	09 11 000 6223	09 99 000 0857		

100 - 200 A		Han® 200 A Axial Module	Han® 200 A PE Module	Han® 100 A Axial Module	Han® PE Module
					
	Number of contacts	1*	1 x PE*	1*	1 x PE
	Electrical data	200 A / 1000 V	200 A	100 A / 1000 V	100 A
	Termination type	Axial screw termination	Axial screw termination	Axial screw termination	Axial screw termination
	Cross-section	40 ... 70 mm ²	40 ... 70 mm ²	16 ... 35 mm ²	16 ... 35 mm ²
	Male module (M)	09 14 001 2662	09 14 001 2667	09 14 002 2651	09 14 001 2633
	Female module (F)	09 14 001 2762	09 14 001 2767	09 14 002 2751	09 14 001 2733
40 - 70 A		Han® 70 A Axial module	Han® 70 A Hybrid module	Han® 40 A Axial module	Han® C Axial module
					
	Number of contacts	2	1 + (4 x Han E®)	2	3
	Electrical data	70 A / 1000 V	70 A / 1000 V	40 A / 1000 V	40 A / 690 V
	Termination type	Axial screw termination	Axial screw termination	Axial screw termination	Axial screw termination
	Cross-section	14 ... 22 mm ²	14 ... 22 mm ²	6 ... 10 mm ²	6 ... 10 mm ²
	Male module (M)	09 14 002 2647	09 14 005 2647	09 14 002 2602	09 14 003 2602
	Female module (F)	09 14 002 2742	09 14 005 2742	09 14 002 2702	09 14 003 2702
16 A		Han E® Quick Lock module	Han® EE Quick Lock module	Han® ES module	Han E® screw module
					
	Number of contacts	6	8	5	5
	Electrical data	16 A / 500 V	16 A / 400 V	16 A / 400 V	16 A / 230/400 V
	Termination type	Quick Lock termination	Quick Lock termination	Cage clamp termination	Screw termination
	Cross-section	0.5 ... 2.5 mm ²	0.5 ... 2.5 mm ²	0.14 ... 2.5 mm ²	0.5 ... 2.5 mm ²
	Male module (M)	09 14 006 2633	09 14 008 2633	09 14 005 2616	09 14 005 2601
	Female module (F)	09 14 006 2733	09 14 008 2733	09 14 005 2716	09 14 005 2701
≤ 10 A		Han DD® Quick Lock module	Han DD® Quick Lock module		
					
	Number of contacts	12, silver plated	12, gold plated		
	Electrical data	10 A / 250 V	10 A / 250 V		
	Termination type	Quick Lock termination	Quick Lock termination		
Axial screw termination	Hexagonal drivers	with grip	Bit 1/4"	Adapter 3/8"	Hexagonal torque set
					
	2 mm (40 A)	09 99 000 0313	09 99 000 0369		09 99 000 0834
	2.5 mm (70 A)		09 99 000 0375		09 99 000 0834
	4 mm (100 A)	09 99 000 0363		09 99 000 0370	09 99 000 0833
5 mm (200 A)	09 99 000 0364		09 99 000 0371	09 99 000 0833	

* Double module, requires two places in the frame

Power and Signal Modules – Crimp termination



		Han® PE module (Including crimp contact for earthing)				
PE	Number of contacts	1 x PE	1 x PE	1 x PE		
	Cross-section	35 mm²	25 mm²	16 mm²		
	Termination type	Crimp termination, Han® HC	Crimp termination, Han® HC	Crimp termination, Han® HC		
	Male module (M)	09 14 001 3074	09 14 001 3073	09 14 001 3072		
	Female module (F)	09 14 001 3174	09 14 001 3173	09 14 001 3172		
70 - 200 A		Han® 200 A Crimp module	Han® 100 A Crimp module	Han® 100 A Single module	Han® 70 A Crimp module	
	Number of contacts	1*	2*	1	2	
	Electrical data	200 A / 1000 V	100 A / 1000 V	100 A / 830 V	70 A / 1000 V	
	Cross-section	25 ... 70 mm²	10 ... 35 mm²	10 ... 35 mm²	6 ... 25 mm²	
	Termination type	Crimp termination, Han® HC	Crimp termination, Han® HC	Crimp termination, Han® HC	Crimp termination, Han® HC	
	Male module (M)	09 14 001 3001	09 14 002 3051	09 14 001 3031	09 14 002 3041	
	Female module (F)	09 14 001 3101	09 14 002 3151	09 14 001 3131	09 14 002 3141	
40 A		Han® 40 A Crimp module	Han® C module	Han® CC module	Han® CD module	
	Number of contacts	2	3	4	3 + 4	
	Electrical data	40 A / 1000 V	40 A / 690 V	40 A / 830 V	40 A + 10 A / 830 V	
	Cross-section	1.5 ... 10 mm²	1.5 ... 6 mm²	1.5 ... 6 mm²	0.14 ... 6 mm²	
	Termination type	Crimp termination, Han® C	Crimp termination, Han® C	Crimp termination, Han® C	Crimp, Han® C + Han D®	
	Male module (M)	09 14 002 3002	09 14 003 3001	09 14 004 3041	09 14 007 3001	
	Female module (F)	09 14 002 3102	09 14 003 3101	09 14 004 3141	09 14 007 3101	
16 A		Han E® module	Han® EE module	Han® EEE module	Han E® Protected module	
	Number of contacts	6	8	20*	6	
	Electrical data	16 A / 500 V	16 A / 400 V	16 A / 500 V	16 A / 830 V	
	Cross-section	0.14 ... 4 mm²	0.14 ... 4 mm²	0.14 ... 4 mm²	0.14 ... 4 mm²	
	Termination type	Crimp termination, Han E®	Crimp termination, Han E®	Crimp termination, Han E®	Crimp termination, Han E®	
	Male module (M)	09 14 006 3001	09 14 008 3001	09 14 020 3001	09 14 006 3041	
	Female module (F)	09 14 006 3101	09 14 008 3101	09 14 020 3101	09 14 006 3141	
≤ 10 A		Han DD® module	Han® DDD module	Han DD® Quad module	Han® High Density module	
	Number of contacts	12	17	42*	25	
	Electrical data	10 A / 250 V	10 A / 150 V	10 A / 150 V	4 A / 50 V	
	Cross-section	0.14 ... 2.5 mm²	0.14 ... 2.5 mm²	0.14 ... 2.5 mm²	0.08 ... 0.52 mm²	
	Termination type	Crimp termination, Han D®	Crimp termination, Han D®	Crimp termination, Han D®	Crimp termination, D-Sub	
	Male module (M)	09 14 012 3002	09 14 017 3001	09 14 042 3001	09 14 025 3001	
	Female module (F)	09 14 012 3102	09 14 017 3101	09 14 042 3101	09 14 025 3101	
High Voltage		Han® HV module 40 A	Han® HV module 16 A	Han® HV single module		
	Number of contacts	2*	2*	2		
	Electrical data	40 A / 2900/5000 V	16 A / 2900/5000 V	16 A / 2500 V		
	Cross-section	1.5 ... 10 mm²	0.14 ... 4 mm²	0.14 ... 4 mm²		
	Termination type	Crimp termination, Han® C	Crimp termination, Han E®	Crimp termination, Han E®		
	Male module (M)	09 14 002 3023	09 14 002 3021	09 14 002 3025		
	Female module (F)	09 14 002 3123	09 14 002 3121	09 14 002 3125		

* Double module, requires two places in the frame

Data Transfer Modules



Han® RJ45 module		for patch cable	for IDC	for patch cable	for IDC and preLink
	- 8 contacts - cat. 6A - 10 Gbit/s				
	Part numbers	Male module (M) 09 14 001 4623	Male module (M) 09 14 001 4623	Female module (F) 09 14 001 4721	Female module (F) 09 14 001 4722
		Adapter for patch cable: 09 14 000 9966	RJ Industrial IDC: 09 45 400 1560		RJ45 female IDC: 09 14 545 1561
Patch cable cat. 6: 09 47 474 71xx				RJ45 female preLink: 09 14 008 4720	
Han-Quintax® Modules		Han-Quintax®	Han® High Density Quintax	Han D® Coax	Han E® Coax
	Quintax modul				
	Number of contacts	2 x 4*	2 x 8*	2 x Coax*	2 x Coax*
	Male module (M)	09 14 002 3001	09 14 002 3001	09 14 002 3001	09 14 002 3001
	Female module (F)	09 14 002 3101	09 14 002 3101	09 14 002 3101	09 14 002 3101
	Insert (Cable Ø ≤ 9.5 mm)				
	Data rate	100 Mbit/s (cat. 5e)	100 Mbit/s (cat. 5e)	≤ 500 Mhz / 75 Ω	≤ 500 Mhz / 50 Ω
	Electrical data	10 A / 50 V	5 A / 50 V	10 A / 50 V	16 A / 50 V
	Cross-section	0.14 ... 2.5 mm²	0.09 ... 0.52 mm²	0.14 ... 2.5 mm²	0.14 ... 4 mm²
	Termination type	Crimp termination, Han D®	Crimp termination, D-Sub	Crimp termination, Han D®	Crimp termination, Han E®
Male insert (M)	09 15 004 3013	09 15 008 3013	09 15 001 3013	09 15 001 3023	
Female insert (F)	09 15 004 3113	09 15 008 3113	09 15 001 3113	09 15 001 3123	
PE shielding termination	<i>Optional shielding termination to the hinged frame with the aid of Han-Quintax® metal adapter 09 14 000 9915</i>				
Han® GigaBit – Han® MegaBit Modules		Han® GigaBit module	Han® MegaBit module with 2 cable entries	Han® MegaBit module with 1 cable entry	Han® Shielded Module
	Adapter Module				
	Male module (M)	09 14 001 3011	09 14 001 3011	09 14 001 3011	09 14 001 3011
	Female module (F)	09 14 001 3111	09 14 001 3111	09 14 001 3111	09 14 001 3111
	Insert (Cable Ø ≤ 14 mm)				
	Number of contacts	8	2 x 4	8	20
	Data rate	10 Gbit/s (cat. 6A)	2 x 100 Mbit/s (cat. 5e)	1 Gbit/s (cat. 5e)	
	Electrical data	5 A / 50 V	10 A / 50 V	10 A / 50 V	4 A / 32 V
	Cross-section	0.09 ... 0.52 mm²	0.14 ... 2.5 mm²	0.14 ... 2.5 mm²	0.09 ... 0.52 mm²
	Termination type	Crimp termination, D-Sub	Crimp termination, Han D®	Crimp termination, Han D®	Crimp termination, D-Sub
Shielding termination	Crimp flange	2 x crimp flange	Crimp flange	Crimp flange	
Male insert (M)	09 14 008 3011	09 14 008 3016	09 14 008 3021	09 14 020 3013	
Female insert (F)	09 14 008 3111	09 14 008 3116	09 14 008 3121	09 14 020 3113	
	with PE shielding termination	with PE shielding termination	with PE shielding termination		
Male insert (M)	09 14 008 3012	09 14 008 3017	09 14 008 3022		
Female insert (F)	09 14 008 3112	09 14 008 3117	09 14 008 3122		
Serial Bus Modules		Han D-Sub module	Han® USB module	Han® FireWire module	Han® ID CAN module
	Number of contacts	9 + shielding	8	6	7
	Data rate	12 Mbit/s (Profibus)	5 Gbit/s (USB 3.0)	400 Mbit/s (IEEE 1394a)	1 Mbit/s (CAN bus)
	Electrical data	5 A / 50 V	1 A / 50 V	1 A / 50 V	24 V
Cross-section	0.09 ... 0.52 mm²			0.13 ... 1.5 mm²	
Termination type	Crimp termination, D-Sub	USB patch cable	FireWire patch cable	Cage clamp termination	
Male module (M)	09 14 009 3001	09 14 001 4601	09 14 001 4611	09 80 015 0100	
Female module (F)	09 14 009 3101	09 14 001 4703	09 14 001 4711	09 80 115 0200	

* Double module, requires two places in the frame

Modules for different Media



		Han® Multi Module (for D-Sub coaxial contacts)		Han® Multi Module (for DIN 41626 coaxial contacts)	
Coaxial Modules					
	Number of contacts	4	4	12*	12*
	Male module (M)	09 14 004 4501	09 14 004 4501	09 14 012 4501	09 14 012 4501
	Female module (F)	09 14 004 4513	09 14 004 4513	09 14 012 4512	09 14 012 4512
	Coaxial contacts (≤ 2 GHz)				
	Impedance	75 Ω	50 Ω	75 Ω	50 Ω
	Coaxial cable	RG179, RG187	RG174, RG188, RG316	RG179, RG187	RG174, RG188, RG316
	Termination type	Crimp /crimp termination	Crimp /crimp termination	Solder /crimp termination	Solder /crimp termination
Male contact	09 69 282 5230	09 69 282 5140	09 14 000 6221	09 14 000 6211	
Female contact	09 69 182 5230	09 69 182 5140	09 14 000 6121	09 14 000 6111	
Optical Modules		Han® LC module	Han® SC module	Han® Multi module	Han® Multi module
	Number of contacts	6	4	4	12*
	Male module (M)	09 14 006 4701	09 14 004 4701	09 14 004 4501	09 14 012 4501
	Female module (F)	09 14 006 4711	09 14 004 4711	09 14 004 4512	09 14 012 4512
	Contacts				
	1 mm POF		20 10 001 5211	Male: 20 10 001 4211 Female: 20 10 001 4221	Male: 20 10 001 4211 Female: 20 10 001 4221
	1 mm POF Fast assembly termination		20 10 001 5217		
	SI-Fibre 200 / 230 µm Multi-Mode		20 10 230 5211	Male: 20 10 230 4211 Female: 20 10 230 4221	Male: 20 10 230 4211 Female: 20 10 230 4221
	GI-Fibre 50-62,5 / 125 µm Multi-Mode	20 10 125 8211	20 10 125 5211	Male: 20 10 125 4212 Female: 20 10 125 4222	Male: 20 10 125 4212 Female: 20 10 125 4222
GI-Fibre 9 / 125 µm Single-Mode	20 10 125 8220	20 10 125 5220			
Pneumatic Modules		Han® Pneumatic module		Han® Pneumatic module	
	Number of contacts	2	3	Contacts	
	Male module	09 14 002 4501	09 14 003 4501		
	Female module	09 14 002 4501	09 14 003 4501		
	Tube Ø (inner)	6 mm	4 mm	3 mm	1.6 mm
	Contacts - max. 8 bar				
	Male contact	09 14 000 6174	09 14 000 6153	09 14 000 6152	09 14 000 6151
Female without valve seal	09 14 000 6274	09 14 000 6253	09 14 000 6252	09 14 000 6251	
Female with valve seal	09 14 000 6279	09 14 000 6258	09 14 000 6257	09 14 000 6256	
Special Modules		Han-Yellock® Multiplier	Han-Eco® PE module	Han-Eco® Monoblock	Han® Dummy module
	Field of application	for contact bridges	for Han-Eco® hoods/housings only	for Han-Eco® hoods/housings only	to fill-up empty module places
	Number of contacts	3 x 5	1 x PE	10, 14, 20, 28 + PE	
	Electrical data	16 A / 500 V		16 A / 500 V	
	Cross-section	0.14 ... 4 mm²	1.5 ... 16 mm²	0.5 ... 2.5 mm²	
	Termination type	Crimp termination, Han E®	Screw termination	Screw termination	
Male module (M)	09 14 015 3001	19 41 001 2600	19 41 0xx 2601	09 14 000 9950	
Female module (F)	09 14 015 3101	19 41 001 2700	19 41 0xx 2701		

* Double module, requires two places in the frame



Pushing Performance

HARTING.com –
the gateway to your
country website.

www.HARTING.ae
www.HARTING.at
www.HARTING.com.au
www.HARTING.be
www.HARTING.com.br
www.HARTING.ca
www.HARTING.ch
www.HARTING.com.cn
www.HARTING.cz
www.HARTING.de
www.HARTING.dk
www.HARTING.es
www.HARTING.fi
www.HARTING.fr
www.HARTING.co.uk
www.HARTING.com.hk
www.HARTING.hu
www.HARTING.co.in
www.HARTING.it
www.HARTING.co.jp
www.HARTING.co.kr
www.HARTINGbv.nl
www.HARTING.no
www.HARTING.pl
www.HARTING.pt
www.HARTING.ro
www.HARTING.ru
www.HARTING.se
www.HARTING.sg
www.HARTING.sk
www.HARTING.com.tr
www.HARTING.com.tw
www.HARTING-USA.com
www.HARTING.co.za