

Order code	Rated voltage to control Ue (phase to phase)	Qty per pkg	Wt
	[V] 50/60Hz	n°	[kg]

Three-phase system, without neutral.
Phase loss and incorrect phase sequence. Instantaneous trip.

PMV10 A440	208-480VAC	1	0.050
------------	------------	---	-------

PMV20 A240	100-240VAC	1	0.120
------------	------------	---	-------

PMV20 A575	208-575VAC	1	0.120
------------	------------	---	-------

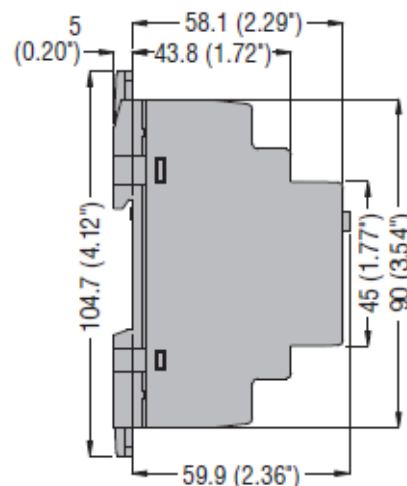
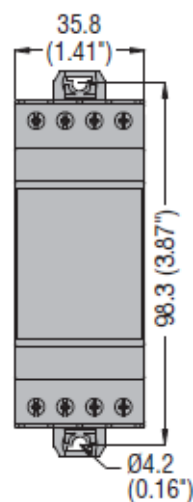
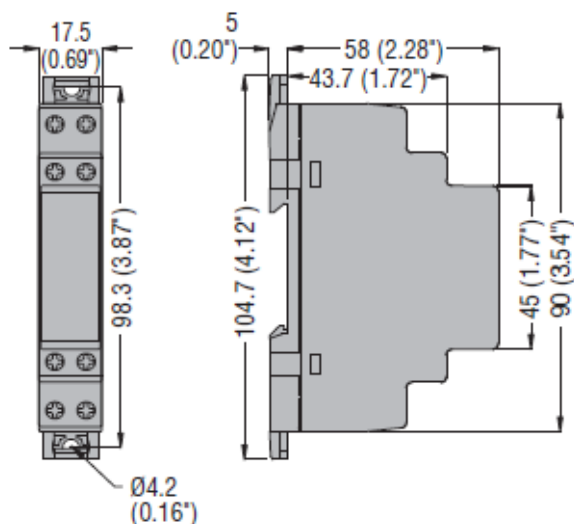
PMV20 A600	380-600VAC	1	0.120
------------	------------	---	-------

General characteristics

- Voltage monitoring relay, self powered, for phase loss and incorrect phase sequence
- Phase loss detection if one of the voltages is <70% rated value
- Phase loss tripping time: 60ms
- 1 relay output with 1 changeover contact (SPDT)
- Modular DIN 43880 housing: 1 module for PMV10; 2 module for PMV20
- IEC protection degree: IP40 on front (only when placed in IP40 enclosure or control board); IP20 at terminals.

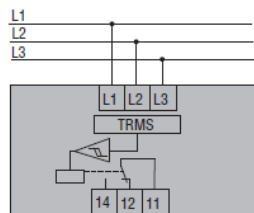
Certifications and compliance

Certifications obtained: EAC; UL Listed, for USA and Canada (cULus - File E93601) as Auxiliary Devices.
Compliant with standards: IEC/EN 60255-5, IEC/EN 61000-6-2, IEC/EN 61000-6-3, UL 508, CSA G22.2 n° 14.

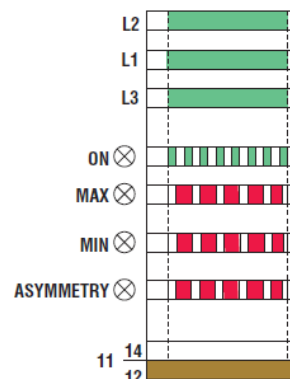
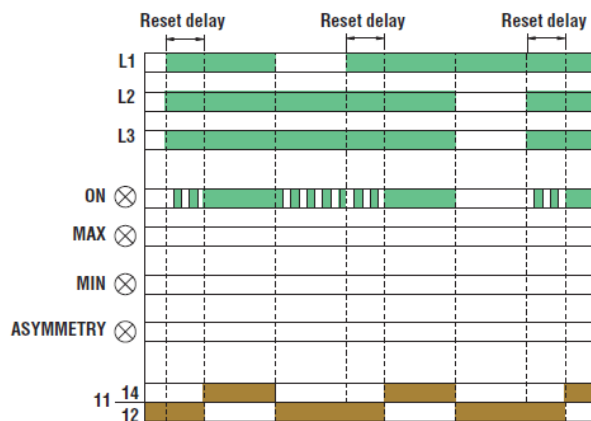


Voltage monitoring relays for 3-phase systems without neutral

PMV10 - PMV20 - PMV30 - PMV40
PMV50 - PMV60 - PMV70



Phase loss and incorrect phase sequence (PMV10-PMV20-PMV30-PMV40-PMV50-PMV60- MV70)



TYPE	Single phase	PMV55	—	—	—	—
	Three phase	—	PMV10	PMV20	PMV30	PMV40
	Three phase with/without neutral	—	—	—	—	—
DESCRIPTION						
	Mimum and maximum AC voltage		Phase loss and incorrect phase sequence		Minimum AC voltage, phase loss and incorrect phase sequence	Asymmetry, phase loss and incorrect phase sequence
CONTROL CIRCUIT						
Rated voltage to control (Ue)	208-240VAC	208-480VAC	100-240VAC	208-240VAC		
	380-440VAC		208-575VAC	380-575VAC		
			380-600VAC	600VAC		
Maximum voltage set-point	105-115% Ue	—	—	—	—	—
Minimum voltage set-point	80-95% Ue	—	—	80-95% Ue	—	—
Asymmetry set-point	—	—	—	—	—	5-15%Ue
Minimum and maximum frequency set-point	—	—	—	—	—	—
Tripping time	0.1-20s	60ms		0.1-20s		
Resetting time	0.1-20s (0.5s at power up)	0.5s		0.1-20s (0.5s at power up)		
Resetting hysteresis	3%	5%		3%		
Instantaneous tripping for Ue	<70% Ue configured	Umin<70% Umax		<70% Ue configured	<70% minimum Ue	
Repeat accuracy	< ±0.1%	< ±1%		< ±0.1%	< ±0.1%	
POWER SUPPLY						
Auxiliary voltage (Us)	Self powered					
Operating range	0.7-1.2Ue	0.85-1.1Ue		0.7-1.2Ue		
Frequency	50/60Hz ±5%					
Power consumption (maximum)	10VA (208-240VAC)ⓘ 17VA (380-440VAC)ⓘ	20VAⓘ	28VAⓘ	11VA (208-240VAC)ⓘ 30VA (380-575VAC)ⓘ 19VA (600VAC)ⓘ		
Power dissipation (maximum)	1.5W	2.2W	2.5W			
RELAY OUTPUTS						
Number of relays	1					
Relay state	Normally enegised De-energises at tripping					
Contact arrangement	1 changeover SPDT					
Rated operational voltage	250VAC					
Maximum switching voltage	400VAC					
Conventional free-air thermal current (Ith)	8A					
UL/CSA and IEC/EN 60947-5-1 designation	B300					
Electrical life (with rated load)	10 ⁵ cycles					
Mechanical life	30x10 ⁶ cycles					
Indications	1 green LED for power on and tripping 2 red LEDs for tripping	1 green LED for power on and tripping		1 green LED for power on and tripping 1 red LED for tripping		
CONNECTIONS						
Terminal tightening torque (maximum)	0.8Nm (7lbin; 7-9lbin per UL/CSA)					
Conductor section min-max	0.2-4.0mm ² (24-12AWG; 18-12 AWG per UL/CSA)					
INSULATION (input-output)						
IEC rated insulation voltage Ui	440VAC	480VAC	600VAC			
IEC rated impulse withstand voltage Uimp	6kV					
IEC power frequency withstand voltage	4kV					
AMBIENT CONDITIONS						
Operating temperature	-20...+60°C					
Storage temperature	-30...+80°C					
HOUSING						
Material	Self-extinguishing polyamide					