





Switching/Pushbutton Control/Dimming

Inserts

Version	DT	Order No.
Two-circuit switches		
5TA2 155 (front view) 		
Two-circuit switches		
Versions		
<ul style="list-style-type: none"> • With claws • Without claws for hollow-wall mounting 		A C
For tops see section		5TA2 155 5TA2 155-0KK
Page (ff.)		
<ul style="list-style-type: none"> • <i>Design / i-system / Switches and Pushbuttons</i> • <i>Design / DELTA natur/Switches and Pushbuttons</i> • <i>Design / DELTA profil/Switches and Pushbuttons</i> • <i>Design / DELTA style/Switches and Pushbuttons</i> 		1/6 7/6 5/8 6/6
Note		
Section		
Page		
For Technical specifications, see ...		<i>Technical Information / Switches and Pushbuttons / Two-circuit switches</i>
		19/12
5TA2 155 (rear view) 		
Two-circuit switches for school program		
5TA2 128 (front view) 		
For tops see section		A
Page (ff.)		5TA2 128
<i>Design / i-system / School Program</i>		1/40
5TA2 128 (rear view) 		
Inserts for pushbuttons		
General information		
<ul style="list-style-type: none"> • With green switch lever • 10 A; 250 V AC • Contact material: cadmium and nickel-free • Live parts covered by molded plastic 		
Note		
Section		
Page		
For extension claws, see ...		<i>Accessories and spare parts</i>
		10/19