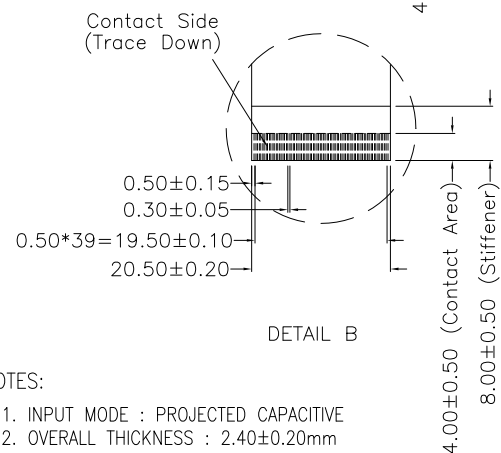
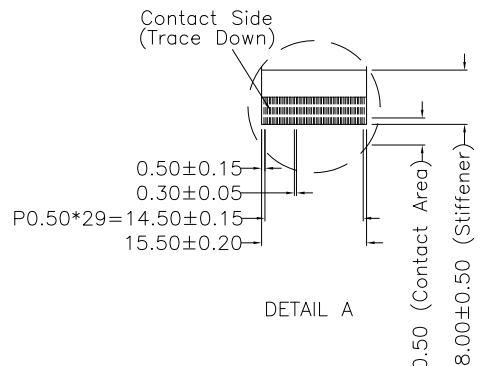
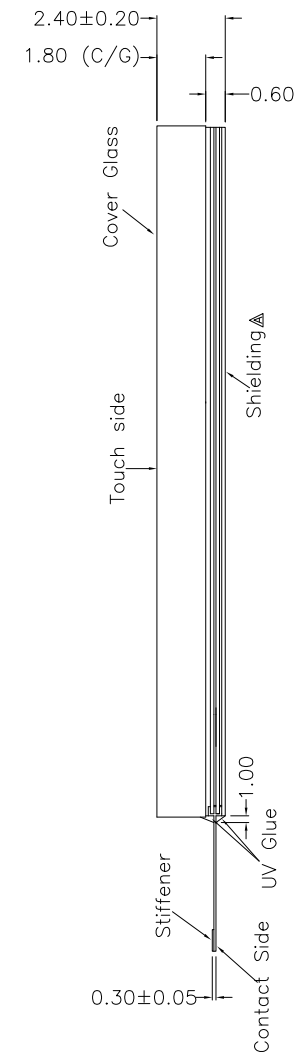
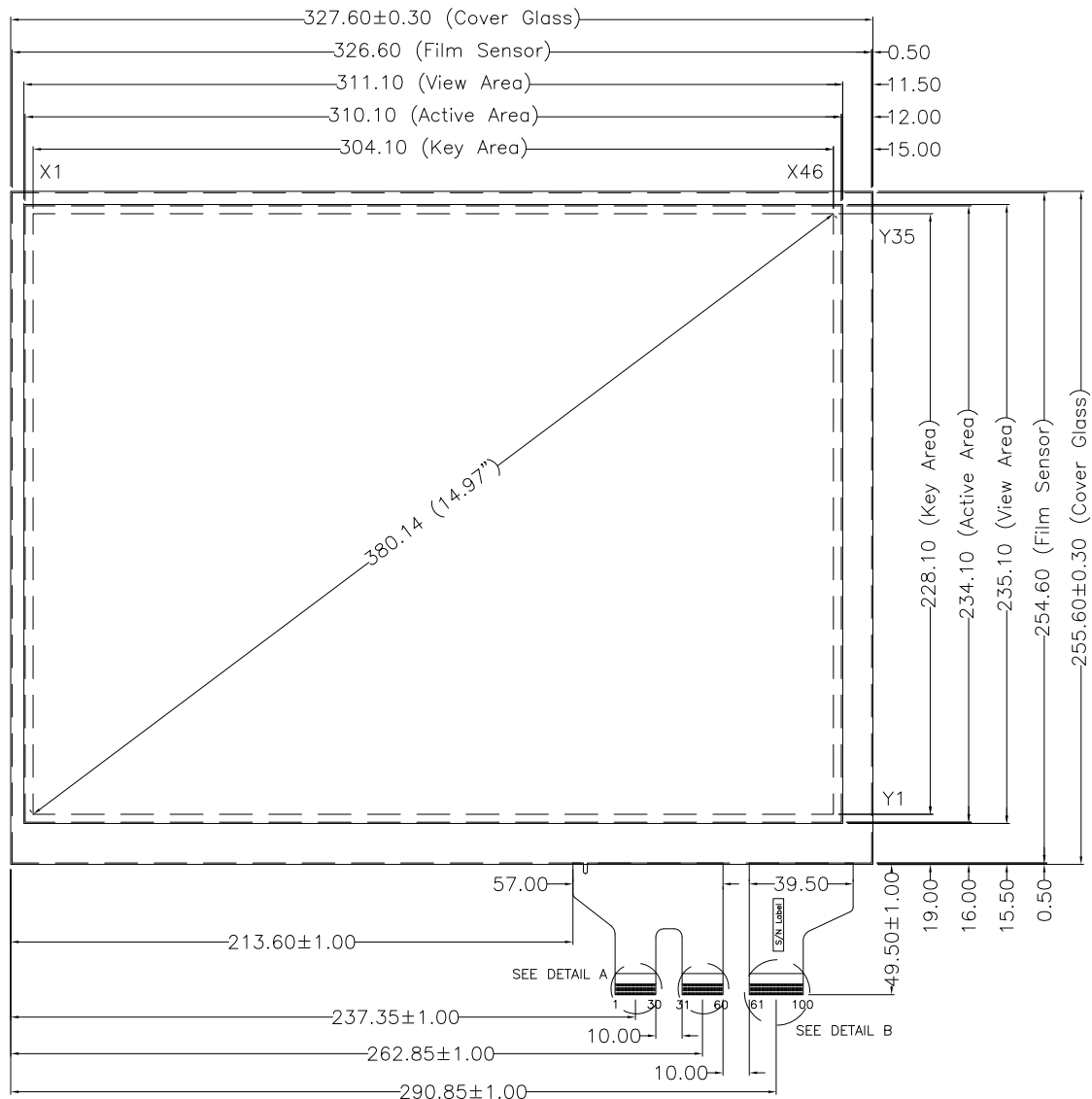


Touch Side View

CONNECTOR PINOUT	
PIN#	DESIGNATION
1	Shielding
2-3	Grounding Line
4-5	Blank
6-28	X1-X23
29-33	Blank
34-56	X24-X46
57-59	Blank
60-61	Grounding Line
62	Blank
63-97	Y1-Y35
98-99	Blank
100	Grounding Line



NOTES:

- INPUT MODE : PROJECTED CAPACITIVE
- OVERALL THICKNESS : 2.40±0.20mm
- COVER GLASS THICKNESS : 1.80mm
- FRONT SURFACE : CLEAR TYPE
- TAIL TYPE : GOLD PLATED FPC , ZIF
- RECOMMENDED CONTROL BOARDS : PENMOUNT PM1400 SERIES
- OTHER SPEC : SEE APPROVAL SHEET



A	SEP 26 , 2011	EMI SHIELD FILM MODIFY	JERRY
NO.	DATE	DESCRIPTION	CHK
REVISION			
CHIEF OF DESIGN		APPROVED	Jerry
ENGINEER		PROJECT MANAGER	
DRAWN BY	Andre	DATE	NOV 9 , 2011
SHT 1	OF 1	REV.	A

Apex Material Technology Corp.	
TOLERANCES UNLESS SPECIFIED	
.X	± 0.50
.XX	± 0.50
.XXX	± 0.30
ANGULAR	.
MODEL NAME :	P3013-02
DWG NO :	P3013-02-1-01
SCALE:	N/S UNIT: mm