

SOFT STARTER WIDTH 22.5 MM 3A, 1.1KW/400 V, 40 DEGR.C 200-400V / UC 24-230V SCREW CONNECTION



General technical data:

product brand name		SIRIUS
Product feature		
<ul style="list-style-type: none"> integrated bypass contact system 		Yes
<ul style="list-style-type: none"> Thyristors 		Yes
Product function		
<ul style="list-style-type: none"> Intrinsic device protection 		No
<ul style="list-style-type: none"> motor overload protection 		No
<ul style="list-style-type: none"> Evaluation of thermistor motor protection 		No
<ul style="list-style-type: none"> External reset 		No
<ul style="list-style-type: none"> Adjustable current limitation 		No
<ul style="list-style-type: none"> inside-delta circuit 		No
Product component Motor brake output		No
Equipment marking acc. to DIN EN 61346-2		Q
Equipment marking acc. to DIN 40719 extended according to IEC 204-2 acc. to IEC 750		G

Power Electronics:

Product designation	soft starters for standard applications
----------------------------	---

Operating current		
• at 40 °C Rated value	A	3
• at 50 °C Rated value	A	2.6
• at 60 °C Rated value	A	2.2
Mechanical power output for three-phase motors		
• at 230 V		
— at standard circuit at 40 °C Rated value	W	500
• at 400 V		
— at standard circuit at 40 °C Rated value	W	1 100
yielded mechanical performance [hp] for three-phase AC motor at 200/208 V at standard circuit at 50 °C Rated value	hp	0.5
Operating frequency Rated value	Hz	50 ... 60
Relative negative tolerance of the operating frequency	%	-10
Relative positive tolerance of the operating frequency	%	10
Operating voltage at standard circuit Rated value	V	200 ... 400
Relative negative tolerance of the operating voltage at standard circuit	%	-10
Relative positive tolerance of the operating voltage at standard circuit	%	10
Minimum load [% of IM]	%	9
Continuous operating current [% of I_e] at 40 °C	%	100
Active power loss at operating current at 40 °C during operation typical	W	6.5

Control electronics:

Type of voltage of the control supply voltage		AC/DC
Control supply voltage frequency 1 Rated value	Hz	50
Control supply voltage frequency 2 Rated value	Hz	60
Control supply voltage 1 at AC at 50 Hz	V	24 ... 230
Control supply voltage 1 at AC at 60 Hz	V	24 ... 230
Relative negative tolerance of the control supply voltage at AC at 60 Hz	%	-10
Relative positive tolerance of the control supply voltage at AC at 60 Hz	%	10
Control supply voltage 1 at DC	V	24 ... 230
Relative negative tolerance of the control supply voltage at DC	%	-10
Relative positive tolerance of the control supply voltage at DC	%	10

Mechanical data:

Width	mm	22.5
Height	mm	102
Depth	mm	123

Mounting type		screw and snap-on mounting
mounting position		With vertical mounting surface +/-10° rotatable, with vertical mounting surface +/- 10° tiltable to the front and back
Installation altitude at height above sea level	m	5 000
Cable length maximum	m	100
Number of poles for main current circuit		3






Connections/ Terminals:

Type of electrical connection		
<ul style="list-style-type: none"> • for main current circuit • for auxiliary and control current circuit 		screw-type terminals screw-type terminals
Number of NC contacts for auxiliary contacts		0
Number of NO contacts for auxiliary contacts		0
Number of CO contacts for auxiliary contacts		0
Type of connectable conductor cross-section for main contacts		
<ul style="list-style-type: none"> • solid • finely stranded with core end processing 		0.5 ... 4 mm ² , 2x (0.5 ... 2.5 mm ²) 0.5 ... 2.5 mm ² , 2x (0.5 ... 1.5 mm ²)
Type of connectable conductor cross-section for auxiliary contacts		
<ul style="list-style-type: none"> • solid • finely stranded with core end processing 		0.5 ... 4 mm ² , 2x (0.5 ... 2.5 mm ²) 0.5 ... 2.5 mm ² , 2x (0.5 ... 1.5 mm ²)
Type of connectable conductor cross-section for AWG conductors		
<ul style="list-style-type: none"> • for main contacts • for auxiliary contacts 		2x (20 ... 14) 2x (20 ... 14)

Ambient conditions:

Ambient temperature		
<ul style="list-style-type: none"> • during operation • during storage 	°C	-25 ... +60
	°C	-40 ... +80
Derating temperature	°C	40
Protection class IP		IP20

Certificates/ approvals:

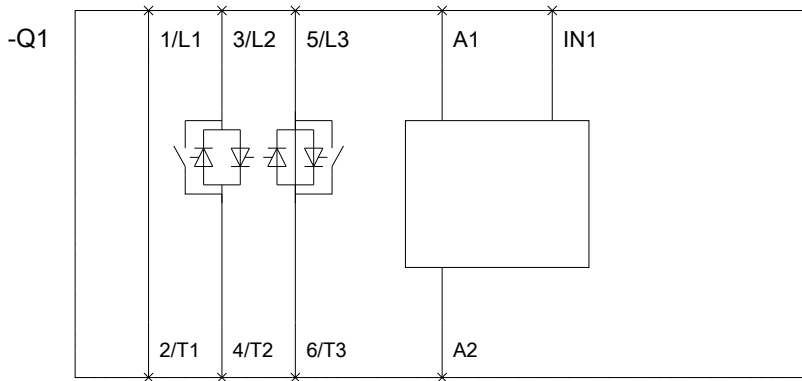
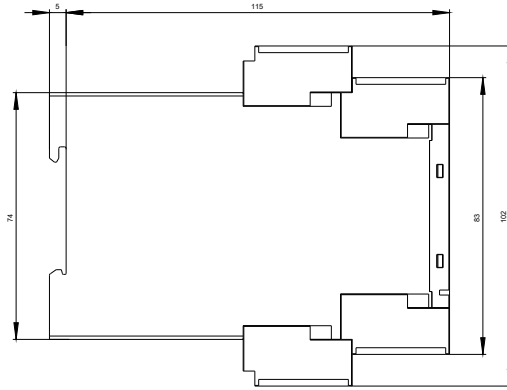
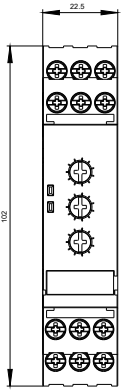
General Product Approval		EMC	Declaration of Conformity	Test Certificates
 CSA	 UL		 C-TICK	 EG-Konf.

[Typprüfbescheinigung/Werkszeugnis](#)

Test Certificates	other
spezielle Prüfbescheinigung n	Umweltbestätigung

UL/CSA ratings:		
yielded mechanical performance [hp] for three-phase AC motor		
<ul style="list-style-type: none"> at 220/230 V — at standard circuit at 50 °C Rated value 	hp	0.5
Contact rating of the auxiliary contacts acc. to UL		B300 / R300

Further information
Simulation Tool for Soft Starters (STS) https://support.industry.siemens.com/cs/ww/en/view/101494917
Information- and Downloadcenter (Catalogs, Brochures,...) http://www.siemens.com/industrial-controls/catalogs
Industry Mall (Online ordering system) http://www.siemens.com/industrymall
Cax online generator http://support.automation.siemens.com/WW/CAXorder/default.aspx?lang=en&mlfb=3RW30031CB54
Service&Support (Manuals, Certificates, Characteristics, FAQs,...) https://support.industry.siemens.com/cs/ww/en/ps/3RW30031CB54
Image database (product images, 2D dimension drawings, 3D models, device circuit diagrams, EPLAN macros, ...) http://www.automation.siemens.com/bilddb/cax_de.aspx?mlfb=3RW30031CB54&lang=en



last modified:

17.07.2015