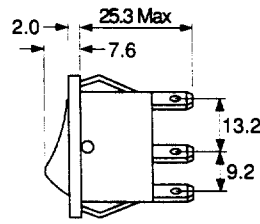


Stock product. See pages 50 & 51.

BODY CODE

DIMENSIONS

Single and Double Pole cut-outs




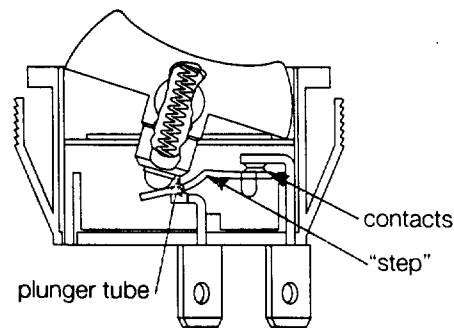
For snap-in fixing, panel holes must be punched in the same direction as the unit is to be fitted. Panel thickness between:

- Single Pole** 0.75 and 2.5mm.
- Double Pole A,Q** 0.75 and 3.3mm.
- B,T** 0.75 and 2.5mm.
- D** 0.75 and 1.2mm.
- R** 0.75 and 3.0mm.

Terminal spacing
Poles 10.2 between centres

Positive Break Switching - 1300 and 1350 series

Many of today's applications (computers, power supplies & amplifiers, specialist lighting) involve the switching of high inrush currents on start up. It is essential to take steps to ensure reliable isolation where these conditions exist. Arcoelectric have developed the 1300 & 1350 series to provide a solution to just such requirements. This simple system ensures that contact welds formed when switching on, are positively separated by the plunger tube acting directly on the "step" in the moving contact.



Moisture resistant covers

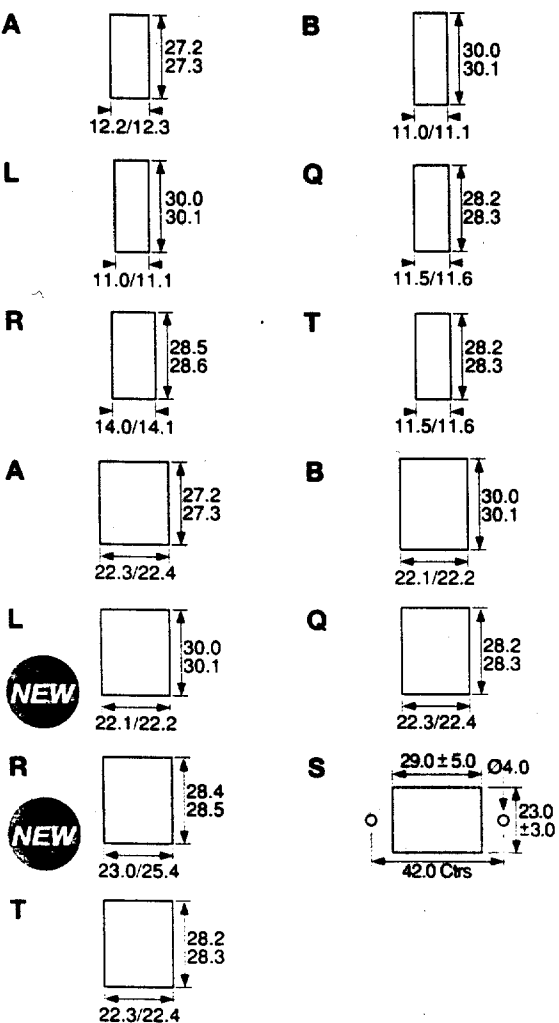
To fit A, L, Q, and T bodies. Details of these products can be found on pages 11, 15 & 17.

Examples of printing




EN602A

EN1091



See pages 11 & 15 for details of body flanges & finishes

1350 High Inrush Switches 150A to IEC 65



©150A Inrush to IEC 65

16(4)A 250Vac T85

20A 28Vdc

UL CSA 20A 250Vac

UL CSA 250Vac 1hp, 125Vac 7hp

UL file no. E4821

3mm contact gap. Suitable for class II appliances.

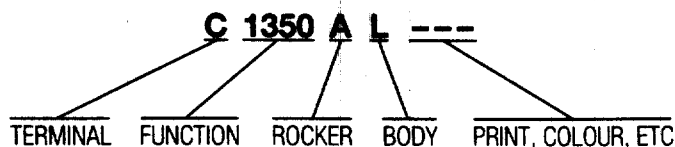
Illuminated switches available with red, amber, green or clear lenses (Specify 110V or 230V).

On Off Switches are On when pressed over terminal 1.

◆ = Automatically assembled.

Additional technical data for this product range will be found on page 2.

Examples of full 10 figure product numbers appear under the photographs opposite. To order other variants use this chart for the first 7 digits, then specify print, colour, etc.

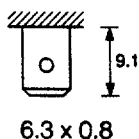


▶ TERMINAL CODE ▶

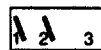
SWITCH FUNCTION CODE

▶ ROCKER CODE

C



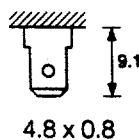
Approvals & ratings vary with function



A Softline
Matt only



H




1300 ◆
16(6) T125 5E4

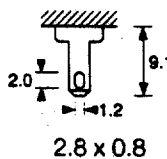
Single pole
ON/OFF




G Paddle
SP only Gloss only



K



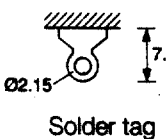
Approvals & ratings vary with function



V Curved
Matt or Gloss



T




1350 ◆
16(4) T85*

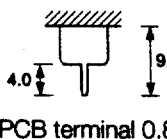
Double pole
ON/OFF



P Illuminated window
Matt only



X



1353 ◆
16(4) T85


Double pole
ON/OFF
with light



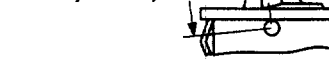
X Softline
2 colour rocker
Matt only



J Lever
DP only Gloss only



K Lever
DP only Matt only 22.3



*Rating 16(6) T125 5E4 is available on catalogue number C1350AL