

Microsoft Office Visio 2007 product overview

Applies to: Microsoft Office Visio 2007

In this article

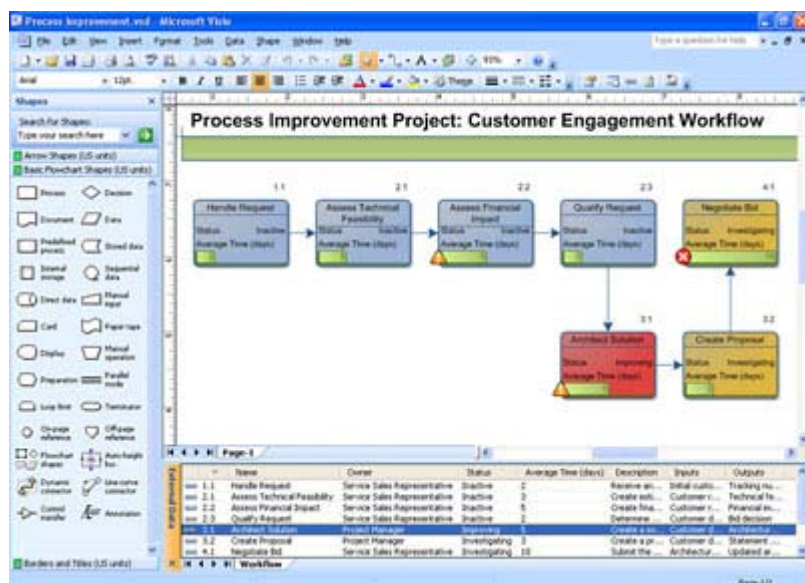
- ↓ Visualize complex information to better understand it
- ↓ Explore information to identify trends and issues and act on them
- ↓ Communicate using diagrams that can be shared with a broad audience
- ↓ Customize and extend Office Visio 2007 programmatically to fit your needs

Microsoft Office Visio 2007 makes it easy for IT and business professionals to visualize, explore, and communicate complex information. Go from complicated text and tables that are hard to understand to Visio diagrams that communicate information at a glance. Instead of static pictures, create data-connected Visio diagrams that display data, are easy to refresh, and dramatically increase your productivity. Use the wide variety of diagrams in Office Visio 2007 to understand, act on, and share information about organizational systems, resources, and processes throughout your enterprise.

Office Visio 2007 is available in two stand-alone editions: Office Visio Professional and Office Visio Standard. Office Visio Standard 2007 has the same basic functionality as Visio Professional 2007 and includes a subset of its features and templates. Office Visio Professional 2007 offers advanced functionality, such as data connectivity and visualization features, that Office Visio Standard 2007 does not.

Visualize complex information to better understand it

Office Visio 2007 provides a wide range of templates — business process flowcharts, network diagrams, workflow diagrams, database models, and software diagrams — you can use to visualize and streamline business processes, track projects and resources, chart organizations, map networks, diagram building sites, and optimize systems.



Use the wide range of diagram types in Office Visio 2007 to better understand complex processes, resources, and systems. [View a larger](#)

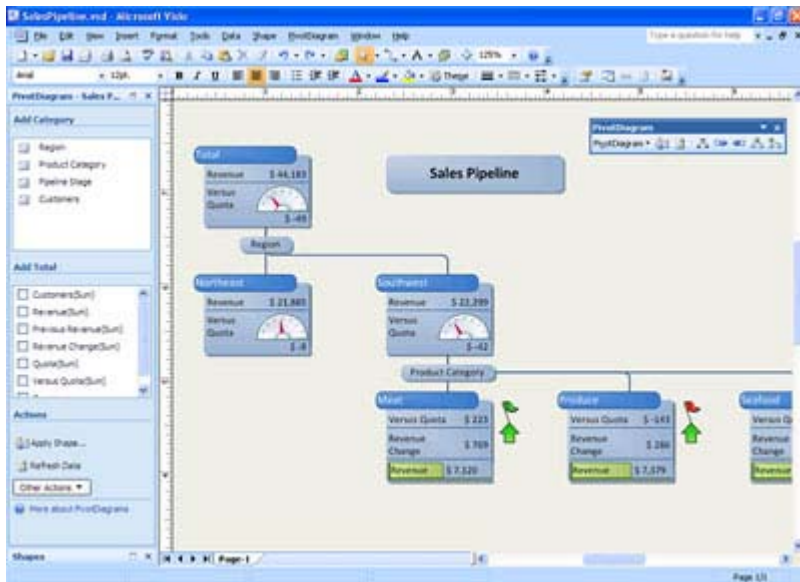
More easily visualize processes, systems, and complex information using new or improved features in Office Visio 2007:

- **Get started quickly with templates.** Office Visio 2007 includes specific tools to support the diverse diagramming needs of IT and business professionals. Create a broader range of diagrams with new templates, such as the ITIL (Information Technology Infrastructure Library) template and the Value Stream Mapping template in Office Visio Professional 2007. Use the predefined Microsoft SmartShapes symbols and powerful search capabilities to locate the right shape, whether it is saved on a computer or on the Web.
- **Quickly access templates you use often.** In the new Getting Started window, find the template you need by browsing simplified template categories and using large template previews. Locate the templates you used recently by using the new Recent Templates view in the Getting Started window.
- **Get inspired by sample diagrams.** Find new sample diagrams more easily by opening the new Getting Started window and using the new Samples category in Office Visio Professional 2007. View sample diagrams that are integrated with data to get ideas for creating your own diagrams, to realize how data provides more context for many diagram types, and to determine which template you want to use.
- **Connect shapes without drawing connectors.** New AutoConnect functionality in Office Visio 2007 connects shapes, distributes them evenly, and aligns them for you — with only one click. When you move the connected shapes, they stay connected and the connectors automatically reroute between the shapes.

[Top of Page](#)

Explore information to identify trends and issues and act on them

Using Office Visio Professional 2007, make your diagrams even smarter by linking them to data to provide a more complete picture of a process, project, or system. Visually explore information to identify key trends, issues, and exceptions, and then act on them. Analyze, drill down into, and create multiple views of business data to gain insight.



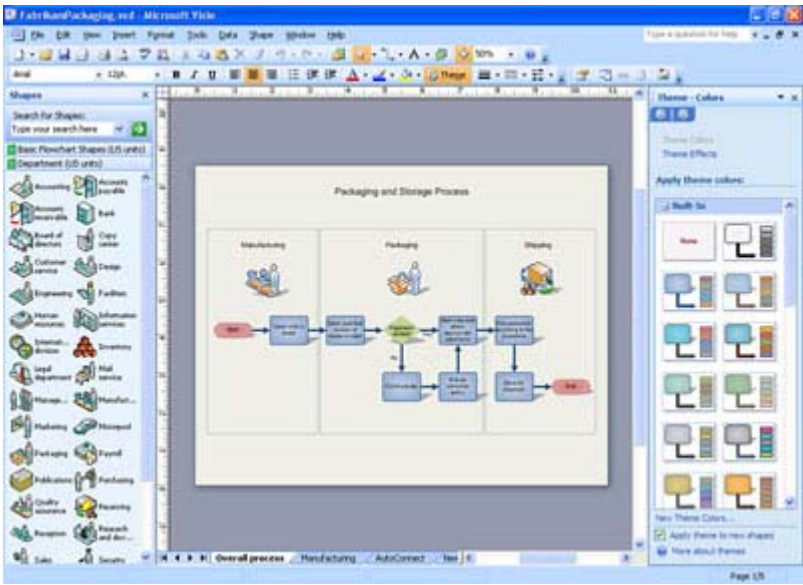
Using Office Visio Professional 2007, visually explore data by using diagrams to identify issues and exceptions. [View a larger image](#)

- **Easily connect data to diagrams and link data to shapes.** Automatically connect diagrams to one or more data sources, such as Microsoft Office Excel 2007 spreadsheets or Microsoft Office Access 2007 databases, by using the new Data Link functionality in Office Visio Professional 2007. Save time associating data with shapes by using intuitive new linking methods, which populate each shapes properties (also known as shape data) with data values. For example, link all the shapes in a diagram to rows of data from connected data sources by using the new Automatic Link Wizard.
- **Display data attractively in diagrams.** Easily display data associated with shapes in attractive ways by using the new Data Graphics feature in Office Visio Professional 2007 to choose from a number of data formatting options. With a single click, display data fields as callouts next to a shape, position fields in boxes below a shape, and place fields of data directly on top or to the side of a shape.
- **Easily refresh data in diagrams.** The new Refresh Data feature in Office Visio Professional 2007 automatically refreshes all the data in your diagrams so that you don't have to do it manually. If data conflicts arise, easily resolve them by using the Refresh Conflicts task pane, also included with Office Visio Professional 2007.
- **Visualize business data.** Visually explore business data that's normally shown in static text and tables by using PivotDiagrams. Create different views of the same data to more fully understand the issues.
- **Visually report on project information.** Office Visio 2007 is an indispensable tool for visualizing complex project information. Easily generate reports directly from within Microsoft Office Project and Microsoft Office SharePoint Server that track project tasks, owners, roles, responsibilities, and depict complex project ownership structures. Automatically modify the reports as project information changes.

[Top of Page](#)

Communicate using diagrams that can be shared with a broad audience

Communicate information using Visio diagrams to maximize its impact in ways words and numbers alone cannot. Then share your professional-looking Visio diagrams with others, even those who don't have Visio.



Using Office Visio 2007, create professional-looking diagrams that communicate a wealth of information you can share with a broad audience. [View a larger image](#)

Communicate more effectively and in more ways to reach broader audiences by using new and improved features in Office Visio 2007:

- **Design professional-looking diagrams.** The new Theme feature in Office Visio 2007 makes it easy to format the colors and effects (text, line, fill, shadow, and connector formatting) in an entire diagram with a single click. Office Visio 2007 even uses the same color palette as other 2007 Microsoft Office system programs so that you can easily design professional-looking Visio diagrams that match your presentations and documents. Create more dynamic workflows with new 3-D Workflow shapes, which were designed with the new Theme feature in mind.
- **Reach broader audiences.** Save Visio diagrams in PDF or XPS file format to make them more portable and to reach broader audiences.¹ View Visio diagram attachments from within Microsoft Office Outlook 2007.
- **Integrate diagrams into other Microsoft Office applications.** Import Visio diagrams into your Microsoft Office PowerPoint presentations and Microsoft Office Word documents. Share business and process information as Visio diagrams and image files, so your audience can understand complex business processes at a glance in a consistent way.
- **Collaborate with colleagues on the same diagram.** With the Track Markup feature, multiple people can collaborate on the same Visio diagram. Generally used for reviewing a diagram and incorporating feedback, Track Markup helps make each reviewer's contributions clear to other reviewers and to the person who eventually incorporates the revisions in the diagram. If you're using Microsoft Windows SharePoint Services, easily check diagrams in and out directly from Office Visio.
- **Convert diagrams to multiple formats and share with others.** Make your diagrams available to all people in your organization by saving them as Web pages complete with navigation controls, a shape data viewer, reports, choice of image format, and style sheet options. Post diagrams to your organization's intranet or extranet where anyone who's using Visio Viewer with Windows Internet Explorer can view the diagrams from within Internet Explorer.² Save Visio diagrams in PDF or XPS file format to make them more portable and to reach additional audiences.¹
- **Collaborate using Microsoft Windows SharePoint Services.** Shared workspace functionality supports collaboration with Microsoft Windows SharePoint Services. Visio diagrams saved on a Windows SharePoint Services sites can be opened directly in Office Visio 2007 from the site, and even checked in and out from within Office Visio 2007. When a diagram is opened from a Windows SharePoint Services site, Office Visio 2007 opens a Shared Workspace task pane that contains all of the information in the workspace, including other files, members, tasks, and links.

¹You can save as a PDF or XPS file from a 2007 Microsoft Office system program only after you install an add-in. For more information, see [Install and use a PDF or XPS add-in](#).

² Visio Viewer is available as a free and separate download. For more information, see [Download Visio Viewer 2007](#).

 [Top of Page](#)

Customize and extend Office Visio 2007 programmatically to fit customized needs

Extend Office Visio 2007 programmatically or by integrating it with other applications to fit your industry-specific scenarios. Develop your own custom data-connected solutions and shapes, or use those from Visio Solution Providers.

Customize and extend Office Visio 2007 programmatically by using new and improved features:

- **Plan, analyze, and visualize your custom solutions.** Visualize custom solutions with Office Visio 2007 diagrams, such as Unified Modeling Language (UML), data flow, and Microsoft Windows user interface diagrams, by using templates in the Software and Database category of Office Visio Professional 2007.
- **Build powerful custom solutions.** The Office Visio 2007 software development kit (SDK) can help new and existing Visio developers build programs with Office Visio 2007. The SDK includes extensive samples, tools, and documentation to simplify and speed up development of custom applications. The SDK provides a set of reusable functions, classes, and procedures for the most common Office Visio 2007 development tasks and includes support for a broad range of development languages, including Microsoft Visual Basic, Microsoft Visual Basic .NET, Microsoft Visual C# .NET, and Microsoft Visual C++.
- **Add Visio diagramming functionality to any context or program.** With Office Visio 2007 and the Visio Drawing Control, create custom data-connected solutions that make it easy to connect to and display data in any context. Using the Visio

opportunities for solution integration, making it easy to include the power of Office Visio 2007 in any smart client application. Because the Visio Drawing Control can be integrated with the host application's UI, developers can take advantage of Visio drawing functionality as a smooth part of their application without having to develop similar functionality themselves.

- **Take advantage of new data-driven solution support and new features in Office Visio 2007.** You can control several new features in Microsoft Office Visio 2007 programmatically, including connecting to a data source, linking shapes to data, displaying linked data graphically, connecting shapes to one another automatically (AutoConnect), monitoring and filtering mouse-drag actions, and applying theme colors and theme effects. Each of these features has an associated application programming interface (API) that makes it possible to control the feature programmatically and new objects and members associated with it in the Visio object model. You can find more information about new developer-related features in Office Visio 2007 on MSDN and in the Office Visio 2007 Software Development Kit (SDK).