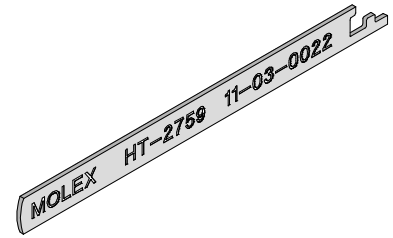


**Extractor Tool
(HT-2759)**



**Application Tooling
Specification Sheet**



Order No. 11-03-0022

FEATURES

- For the removal of all 2.54mm (.100 in.) KK® Crimp Terminals series in all housings.

SCOPE

Products: KK® 2.54mm (.100") centers High Pressure, Anti Fish Hook, Cat Ear Crimp Terminal, 22-30 AWG.

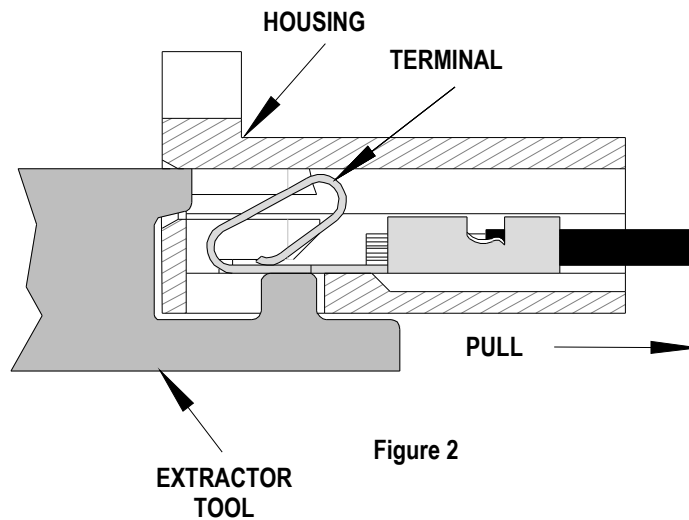
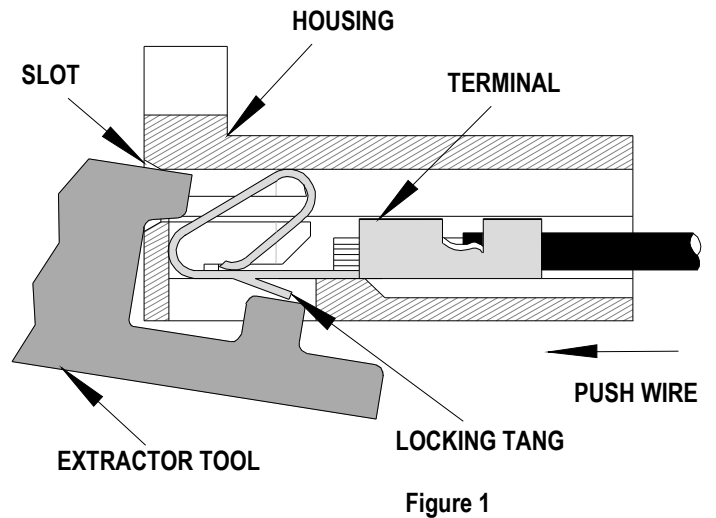
Terminal Series No.	Housing Series No.	Terminal Order No.					
		Loose Piece*			Reel Form		
2759	2695, 5051, 6745, 41895	08-50-0114	08-50-0124	08-50-0160	08-50-0113	08-50-0159	08-50-0273
		08-50-0275	08-51-0102	08-55-0102	08-50-0274	08-51-0101	08-51-0108
		08-55-0131	08-56-0110	39-00-0033	08-55-0101	08-55-0126	08-55-0130
		39-00-0107	39-00-0373	39-00-0375	08-56-0109	39-00-0032	39-00-0064
		39-00-0377	39-00-0379	39-00-0381	39-00-0372	39-00-0374	39-00-0376
		50-29-1638			39-00-0378	39-00-0380	50-29-1757
					50-30-4476	50-30-4477	50-30-4478
					50-36-1717		
4809	5051 and 6745	08-50-0032	08-50-0034	08-50-0136	08-50-0020	08-50-0021	08-50-0022
		08-55-0111	08-55-0115	08-56-0115	08-50-0030	08-50-0031	08-50-0033
		40-01-0830	97-00-0451	97-00-0453	08-50-0135	08-55-0110	08-55-0112
					08-55-0119	08-55-0120	08-56-0120
					08-56-0155	08-56-0158	40-01-0829
					40-01-0831	97-00-0001	97-00-0450
					97-00-0452		
5159	2695, 3071, 5051, 6745	08-70-0049	08-70-0069		08-70-0048	08-70-0064	
6459	2695, 4455, 42625	08-52-0122	08-52-0123	08-65-0812	08-52-0101	08-52-0118	08-52-0121
		08-65-0814	08-65-0816	08-65-0818	08-65-0801	08-65-0811	08-65-0813
		50-30-4473	50-30-4474	50-30-4475	08-65-0815	08-65-0817	40-07-0815
		50-30-4479	50-30-4483	50-30-4484			
		50-30-4485	50-36-1607				
7879	7880	08-50-0005	08-55-0127	08-55-0129	08-50-0004	08-55-0124	08-55-0128
		50-29-1745	50-30-4421	50-30-4453	50-29-1635	50-29-1744	50-29-1900
		46999-0101					
8088	2695, 5051, 6471	08-52-0104	08-52-0106	08-52-0108	08-52-0103	08-52-0105	08-52-0107
		08-65-0106	08-65-0226	08-65-0228	08-65-0105	08-65-0225	08-65-0227
		40-07-0813	97-00-0226	97-00-0228	40-07-0812	97-00-0225	97-00-0227
40445	2695, 5051, 6471	08-50-0322	97-00-0445	97-00-0921	08-50-0321	97-00-0444	97-00-0920
41572	2695	08-65-0805			08-65-0804		

* Loose terminals in this chart have a center cut-off tab. They cannot be removed from the reel by manual cutting them. An applicator must be used when using reel terminals or the terminals will not function properly

Operation:

Individual terminals may be removed from the housing using this extractor tool.

1. Push the terminal forward in the housing so that the locking tang is clearly visible.
2. Insert the tool into the interface opening (slot) of the connector housing on an angle as shown in Figure 1.
3. Rotate the extractor tool into the position shown in Figure 2. This will depress the locking tang of the terminal and allow the terminal to be removed by gently pulling on the wire.



Molex does not offer repair parts for Extractor Tools due to the inexpensive nature of these tools.

CAUTION: Molex crimp specifications are valid only when used with Molex terminals and tooling.

<http://www.molex.com>