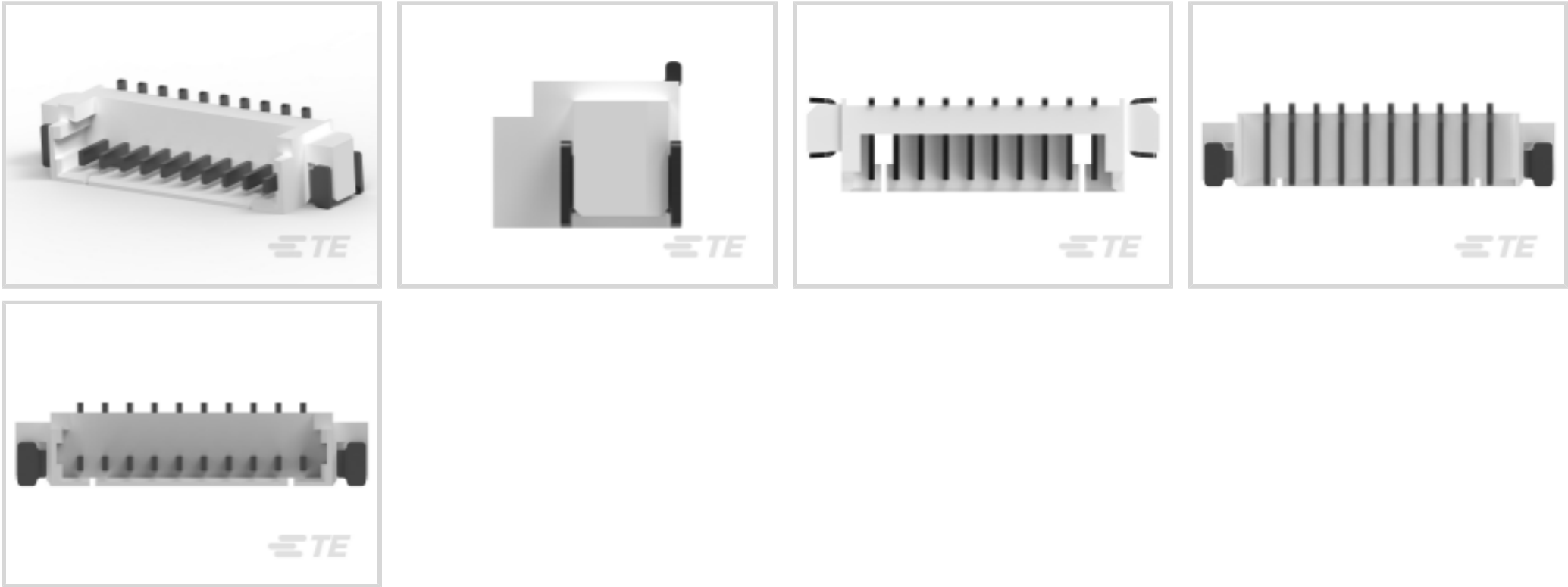




Connectors > PCB Connectors > PCB Headers & Receptacles > AMP HPI 1.25 mm Headers



PCB Connector Type: **PCB Mount Header**

PCB Mount Orientation: **Vertical**

Connector System: **Wire-to-Board**

Number of Positions: **10**

Number of Rows: **1**

[All AMP HPI 1.25 mm Headers \(0\)](#)

Features

Product Type Features

PCB Connector Type	PCB Mount Header
Connector System	Wire-to-Board
Header Type	Partially Shrouded
Sealable	No
Connector & Contact Terminates To	Printed Circuit Board

Configuration Features

Connector Contact Load Condition	Fully Loaded
PCB Mount Orientation	Vertical
Number of Positions	10
Number of Rows	1

Electrical Characteristics

Operating Voltage	125 VDC
-------------------	---------

Body Features

--	--



Primary Product Color	Natural
-----------------------	---------

Contact Features

PCB Contact Termination Area Plating Material Finish	Matte
Contact Mating Area Plating Material Thickness	1.27 µm[50 µin]
Mating Tab Width	.74 mm
PCB Contact Termination Area Plating Material Thickness	2.54 µm[100 µin]
Contact Layout	Inline
Contact Base Material	Phosphor Bronze
Mating Tab Thickness	.3 mm[.012 in]
PCB Contact Termination Area Plating Material	Tin
Contact Mating Area Plating Material Finish	Matte
Contact Mating Area Plating Material	Nickel (Ni)
Contact Type	Pin
Contact Current Rating (Max)	3 A

Termination Features

Rectangular Termination Post & Tail Width	.35 mm[.014 in]
Rectangular Termination Post & Tail Thickness	.3 mm[.012 in]
Terminations per Post (Max)	3
Termination Method to PCB	Surface Mount

Mechanical Attachment

Mating Retention	Without
PCB Mount Retention Type	Solder Peg
Mating Alignment Type	Polarization
PCB Mount Retention	With
PCB Mount Alignment	Without
Connector Mounting Type	Board Mount
Mating Alignment	With

Housing Features

Housing Material	High Temperature Thermoplastic
Centerline (Pitch)	1.25 mm[.049 in]

Dimensions

Connector Width	4.25 mm[.167 in]
-----------------	------------------



Connector Height	4.75 mm[.187 in]
Connector Length	17.79 mm[.7 in]

Operation/Application

Circuit Application	Signal
---------------------	--------

Industry Standards

UL Flammability Rating	UL 94V-0
------------------------	----------

Packaging Features

Packaging Quantity	1000
Packaging Method	Reel

Product Compliance

For compliance documentation, visit the product page on [TE.com](#)>

EU RoHS Directive 2011/65/EU	Compliant
EU ELV Directive 2000/53/EC	Compliant
China RoHS 2 Directive MIIT Order No 32, 2016	No Restricted Materials Above Threshold
EU REACH Regulation (EC) No. 1907/2006	Current ECHA Candidate List: JAN 2025 (247) Candidate List Declared Against: JUNE 2024 (241) Does not contain REACH SVHC
Halogen Content	Not Low Halogen - contains Br or Cl > 900 ppm.
Solder Process Capability	Reflow solder capable to 260°C

Product Compliance Disclaimer

This information is provided based on reasonable inquiry of our suppliers and represents our current actual knowledge based on the information they provided. This information is subject to change. The part numbers that TE has identified as EU RoHS compliant have a maximum concentration of 0.1% by weight in homogenous materials for lead, hexavalent chromium, mercury, PBB, PBDE, DBP, BBP, DEHP, DIBP, and 0.01% for cadmium, or qualify for an exemption to these limits as defined in the Annexes of Directive 2011/65/EU (RoHS2). Finished electrical and electronic equipment products will be CE marked as required by Directive 2011/65/EU. Components may not be CE marked. Additionally, the part numbers that TE has identified as EU ELV compliant have a maximum concentration of 0.1% by weight in homogenous materials for lead, hexavalent chromium, and mercury, and 0.01% for cadmium, or qualify for an exemption to these limits as defined in the Annexes of Directive 2000/53/EC (ELV). Regarding the REACH Regulation, the information TE provides on SVHC in articles for this part number is based on the latest European Chemicals Agency (ECHA) ‘Guidance on requirements for substances in articles’ posted at this URL: <https://echa.europa.eu/guidance-documents/guidance-on-reach>


Compatible Parts



TE Part # 1-440146-0
1.25mm WTB Socket, Housing, 10p



TE Part # 440147-2
1.0 WTB Terminal 30u" Au



TE Part # 2405416-5
10P TO 10P 300MM CABLE ASS'Y, 1-440146-0

Customers Also Bought



TE Part #2-178293-2
DYNAMIC D3100 HDR H 3P ASSY



TE Part #5227677-1
BNC PCB RT ANG JACK W/POST



TE Part #2185239-3
ASSY, SEATING TOOL, SFP+



TE Part #1825027-5
FSMRA2JH04=R/A, TACT PB SW, 160G



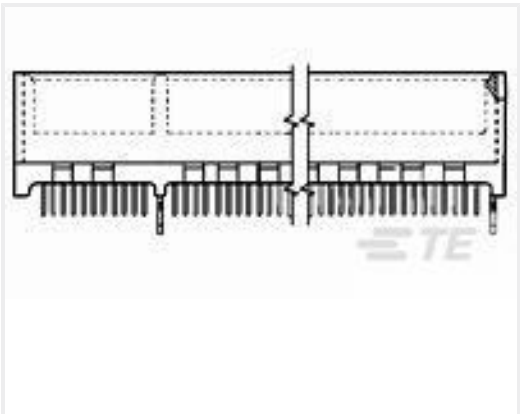
TE Part #2018002-5
KIT, SEATING TOOL, SFP+, 1x1



TE Part #2007263-1
SFP+ 1x2 Cage Assembly



TE Part #4-2176341-9
CRGCQ 0805 100K 1%



TE Part #5145167-4
STANDARD EDGE .050 SERIES 60 DUAL ASSY

Documents

Product Drawings

1.25 WTB HDR SMT, 10 POS

English

CAD Files

3D PDF

3D

Customer View Model

ENG_CVM_CVM_1-1734260-0_O.2d_dxf.zip

English

Customer View Model

ENG_CVM_CVM_1-1734260-0_O.3d_igs.zip

English

Customer View Model

ENG_CVM_CVM_1-1734260-0_O.3d_stp.zip

English

By downloading the CAD file I accept and agree to the Terms and Conditions of use.



Datasheets & Catalog Pages

HPI Connectors QRG

English

Product Specifications

Application Specification

English