



### Main

Commercial Status	Commercialised
Range of product	Preventa XY2
Product or component type	Enabling switch
Component name	XY2AU
Enclosure type	Double insulated

### Complementary

Contacts type and composition	2 NO + 1 NC
Operator position information	3 positions
Enclosure material	PA66
Connections - terminals	Terminal block: 1 x 0.34...1 x 1.5 mm <sup>2</sup>
Mechanical durability	1000000 cycles
Cable entry	1 entry, 7...13 mm
Contact code designation	DC-13, R300 or 250 V, 0.1 A conforming to IEC 60947-5-1 appendix A DC-13, R300 or 125 V, 0.22 A conforming to IEC 60947-5-1 appendix A AC-15, C300 or 250 V, 1.5 A conforming to IEC 60947-5-1 appendix A AC-15, C300 or 125 V, 0.75 A conforming to IEC 60947-5-1 appendix A
[Ithe] conventional enclosed thermal current	5 A
[Ui] rated insulation voltage	250 V, degree of pollution: 3 outside conforming to IEC 60947-1 250 V, degree of pollution: 2 inside conforming to IEC 60947-1
[Uimp] rated impulse withstand voltage	2.5 kV conforming to EN 60947-1
Positive opening	With conforming to IEC 60947-5-1 appendix K
Contacts operation	Slow-break
Resistance across terminals	<= 50 mOhm
Operating force	12 N 50 N
Short circuit protection	4 A fuse protection by cartridge fuse type gG
Product weight	0.31 kg

### Environment

Standards	CSA C22-2 No 14 CULus 508 EN/IEC 60947-1 EN/IEC 60947-5-1
Protective treatment	TC
Ambient air temperature for operation	-10...60 °C
Ambient air temperature for storage	-40...70 °C
Vibration resistance	6 gn (f = 5...55 Hz) conforming to IEC 60068-2-6
Shock resistance	10 gn for 11 ms conforming to IEC 60068-2-27
Class of protection against electric shock	Class II conforming to EN/IEC 61140
IP degree of protection	IP66 conforming to IEC 60529
IK degree of protection	IK06 conforming to EN 50102

## Contractual warranty

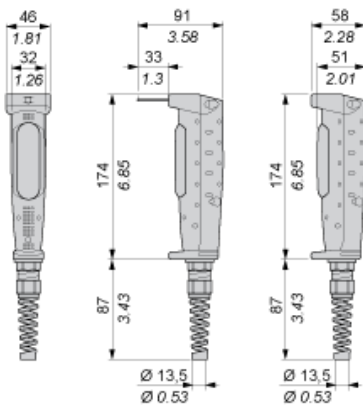
---

Period	18 months
--------	-----------

---

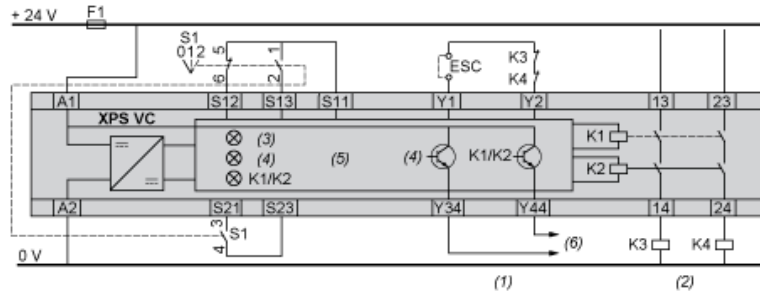
Dimensions

mm  
in.



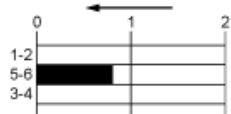
Wiring Diagram Example

With XPSVC Safety Module



ESC external start conditions

- (1) 2 solid state outputs
- (2) 2 safety outputs
- (3) supply A1/A2
- (4) fault
- (5) logic
- (6) to PLC



- contact closed
- contact open
- ⊗ N/C contact with positive opening operation