

1 Parallel key 4 x 4 x 20 DIN6885A
2 4 x M4, depth 8 over diameter 36 mm

3 8 x M5, depth 8
4 4 x holes D. 3.8 mm, depth 10 over diameter 40 mm

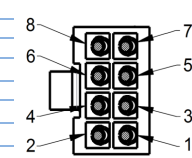
5 Input - Output cable / 500 mm
6 Power supply cable / 500 mm

General characteristics

Power supply		
Direct current voltage supply		✓
Nominal voltage range	Vdc	12 -> 32
Max. current	A	6

Gearmotor type		80 181 TNI20	
Motor type		80 180 001	
Gearbox type		81 041 0	
Ratio		5	
Shaft output		Left	
Max. permissible continuous torque	Nm	10	
Max. backlash	°	0,5	

Motor characteristics (1)		24 Vdc	
At no load			
Max. output speed	rpm	840	
Current at the max output speed (6)	A	0,39	
Standby current	A	0,09	+10%
At nominal			
Speed	rpm	650	+10%
Torque (2)	Nm	0,6	
Output power	W	43	+10%
Current	A	4,8	
Efficiency	%	37	
At max. output power			
Speed	rpm	600	
Torque	Nm	0,8	
Output power	W	49	
Current	A	6,0	
Efficiency	%	34	
At peak torque			
Speed	rpm	600	
Torque	Nm	0,8	
Output power	W	49	
Current	A	6,0	
Others			
Weight	kg	1,65	
Noise level	dBA	40	

Connecting	
Input - Output cable	With Molex connector ref: 43025-0800
Output cable, UL style 2464 80°C 300V - 8 wires AWG24	
Input: ON/OFF	1 - Green
Input: Direction	2 - Yellow
Input: Torque limit	3 - Blue
Input: Speed	4 - Orange
OV	5 - Black
Output: Pulse	6 - Brown
Output: Torque limit reached	7 - Purple
Output: Direction	8 - Red
	
Power supply cable	
Cable UL style 2464 80°C 300V - 2 wires AWG20 - 500 mm	
+ 12Vcc -> + 32 Vdc (5)	Brown
OV	Blue

Drive	
Type	TNI20
Built-in drive	✓
Internal encoder	12 pulses per turn
Control	
Speed	PWM
Torque	PWM
4 quadrants - low braking	✓
4 quadrants with regenerative energy	
"Trapezoidal" type	✓
Security	
Short-circuit of outputs	✓
Input inverted	✓
Low voltage	Vdc < 10
Short high voltage	Vdc > 36
Stop at max internal drive temperature (2)	°C 110
Drive temperature allowing to restart	°C 90

Generic parameters			
Output shaft with ball bearings		✓	
Max. Radial force (12mm from front face)	daN	15	
Max. axial force(4)	daN	10	
Temperature range	CEI60068-2-1/2	°C	-30 -> +70
Storage temperature		°C	-40 -> +80
Dielectric	1min 2mA 50Hz CEI60335	Vdc	1 000
Motor insulation	CEI60085	class	E
Salt spray	CEI60068-2-58	severity	48h
Degree of protection (output shaft not included)	CEI60529	IP	65
EMC			
Electrostatic Discharge	CEI61000-4-2	level	3
Electrical fast transient / burst test	CEI61000-4-4	level	3
Surge test	CEI61000-4-5	level	1
Radiated emission	EN55022	class	B
Approvals			
ROHS	2002/95/CE	✓	
EC		✓	

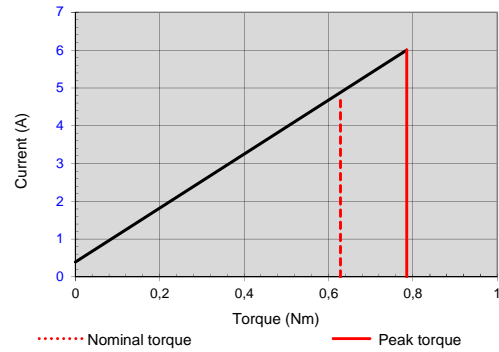
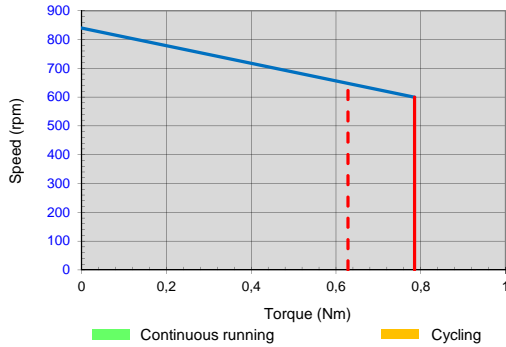
Notes	
Values without tolerance are average production values.	
Added informations are in "SMI21 manual and security". Available on www.crouzet-motors.com .	
Motor not protected in case of reversed power voltage	
(1) Cold motor, 20 ° C ambient temperature, full speed	
(2) Max torque for continuous operation at 20 ° C, decrease this value for higher ambient temperature	
(3) Continuously rated torque, zero radial and axial loads	
(4) Pinion or pulley fitting are done at the Crouzet factory, before final assembly.	
(5) Before September 2015: Nominal was 12 -> +32Vdc, Short high voltage was > 36Vdc, Absolute max. was 39Vdc	
(6) Value without gearbox. With gearbox, the value increases and varies depending on grease temperature.	

Drive electrical datas

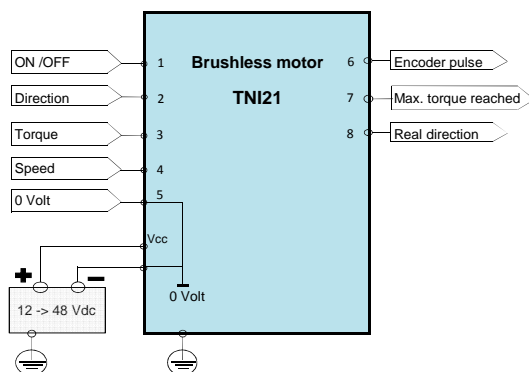
Max. product characteristics			
Parameters			
Max. voltage supply "Vcc"	Vdc		36
Max. current "Icc max"	A		6
Max. voltage on inputs "Vin max"	Vdc		36
Max. voltage on outputs "Vout max"	Vdc		36
Max. output current "Iout max"	mA		50
Running datas			
Parameters			
Voltage supply "Vcc"	Vdc	Min	Typical
Current "Icc"	A	-	4
Standby power "Wo"	W	-	2
Speed setting	rpm	24	-
Torque setting	Nm	0,26	-

Input datas				
Parameters				
Impedance - Input 1, 2	kΩ	Min	Typical	Max
Impedance - Input 3, 4	kΩ	-	0	-
Low level - Input 1, 2	Vdc	0	-	2
High level - Input 1, 2	Vdc	4	-	36
Low level - Input 3, 4	Vdc	0	-	2,5
High level - Input 3, 4	Vdc	11,5	-	39
PWM frequency	Hz	150	-	1000
Output datas				
Parameters				
Low level Outputs	Vdc	Min	Typical	Max
with "pull down resistor" = 4,7KΩ and Vcc = 24 V		0	-	0,2
High level Outputs	Vdc	Vcc - 0,5	-	Vcc
with "pull down resistor" = 4,7KΩ and Vcc = 24 V = voltage supply added from eventual rejective voltage				

Speed-torque and current-torque curves



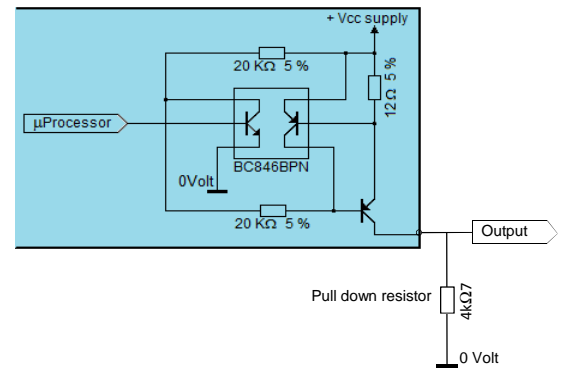
Wiring



Output equivalent circuit

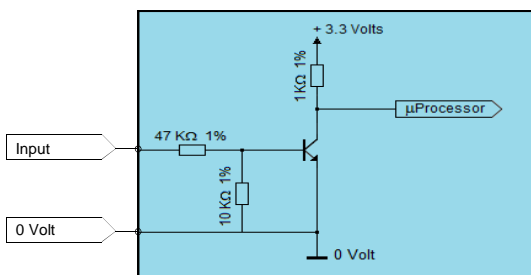
Outputs

PNP open collector output with internal current limitation (50mA)
Add a pull down resistor



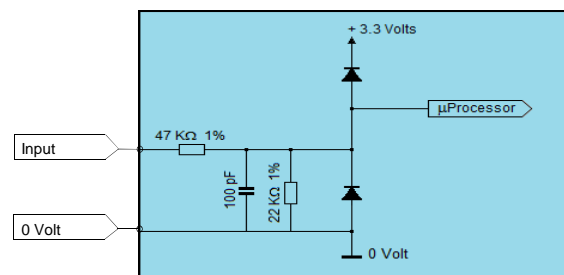
Inputs: ON/OFF and Direction

Inputs: ON/OFF and Direction



Inputs: Torque and Speed

Inputs: Torque and Speed



Specifications subject to change without notice. Updated 25/07/2016