



Terminals & Splices > Quick Disconnects



Quick Disconnect Terminal Type: **Receptacle**

Wire Size: **.51 – 1.65 mm²**

Mating Tab Width: **6.35 mm [.25 in]**

Mating Tab Thickness: **.81 mm [.032 in]**

Features

Product Type Features

Terminates To	Wire & Cable
Wire Stop	No
Wire/Cable Type	Regular Wire
Sealable	No

Configuration Features

Connection Capacity	Single
---------------------	--------

Contact Features

Quick Disconnect Terminal Type	Receptacle
Mating Tab Width	6.35 mm[.25 in]
Mating Tab Thickness	.81 mm[.032 in]
Terminal Orientation	Straight
Contact Base Material	Phosphor Bronze
Terminal Plating Material	Tin
Crimp Type	F-Crimp
Barrel Type	Open



Mechanical Attachment

Mating Retention Type	Locking Lance
Locking Lance Height	1.2 mm[.05 in]
Wire Insulation Support	With

Dimensions

Accepts Wire Insulation Diameter Range	2.31 – 3.3 mm[.091 – .13 in]
Overall Length	19.2 mm[.755 in]
Receptacle Terminal Stock Thickness	.33 mm[.013 in]
Wire Size	.51 – 1.65 mm²

Usage Conditions

Insulation Requirement	Uninsulated
Operating Temperature Range	-40 – 110 °C[-40 – 230 °F]

Packaging Features

Packaging Quantity	500
Packaging Method	Loose Piece/Carton

Other

Line	FASTON .250
------	-------------

Product Compliance

For compliance documentation, visit the product page on TE.com>

EU RoHS Directive 2011/65/EU	Compliant
EU ELV Directive 2000/53/EC	Compliant
China RoHS 2 Directive MIIT Order No 32, 2016	No Restricted Materials Above Threshold
EU REACH Regulation (EC) No. 1907/2006	Current ECHA Candidate List: JAN 2022 (223) Candidate List Declared Against: JAN 2022 (223) Does not contain REACH SVHC
Halogen Content	Low Halogen - Br, Cl, F, I < 900 ppm per homogenous material. Also BFR/CFR/PVC Free
Solder Process Capability	Not applicable for solder process capability

Product Compliance Disclaimer



This information is provided based on reasonable inquiry of our suppliers and represents our current actual knowledge based on the information they provided. This information is subject to change. The part numbers that TE has identified as EU RoHS compliant have a maximum concentration of 0.1% by weight in homogenous materials for lead, hexavalent chromium, mercury, PBB, PBDE, DBP, BBP, DEHP, DIBP, and 0.01% for cadmium, or qualify for an exemption to these limits as defined in the Annexes of Directive 2011/65/EU (RoHS2). Finished electrical and electronic equipment products will be CE marked as required by Directive 2011/65/EU. Components may not be CE marked. Additionally, the part numbers that TE has identified as EU ELV compliant have a maximum concentration of 0.1% by weight in homogenous materials for lead, hexavalent chromium, and mercury, and 0.01% for cadmium, or qualify for an exemption to these limits as defined in the Annexes of Directive 2000/53/EC (ELV). Regarding the REACH Regulation, the information TE provides on SVHC in articles for this part number is based on the latest European Chemicals Agency (ECHA) 'Guidance on requirements for substances in articles' posted at this URL: <https://echa.europa.eu/guidance-documents/guidance-on-reach>

Compatible Parts



TE Part # 1-1579007-4
EXTRACTION TOOL




TE Part # 4-1579007-3
EXTRACTION TOOL KIT




TE Part # 539653-2
MATRIZE .250 FF

Also in the Series | FASTIN-FASTON 250




Crimp Terminal Housings(218)



Insertion & Extraction Tools(2)



PCB Terminals(2)



Quick Disconnects(258)

Customers Also Bought



TE Part #5-160506-8
250 FASTON REC 20-16 AWG TPBZ



TE Part #7-1393224-9
RY531012



TE Part #4-2176330-4
CRGP 2010 39K 1%



TE Part #4-2176330-8
CRGP 2010 82K 1%



TE Part #5-1419111-8
PT271730

TE Part #3039554001
PTCM-9/1.5-X-SP

TE Part #928934-2
FF 250 TAB 20-17 AWG .015 TPBR

TE Part #926539-6
250 FASTON HSG. REC. 1P NATURAL

TE Part #1-968875-3
AMP MCP 2.8, CONTACT SWS (LP)

TE Part #NB-PTCO-019
PTFD102BG02:ASSEMBLY,B

Documents

Product Drawings

FF 250 REC 0.5-1.5MM2 TPPB LP

English

CAD Files

3D PDF

3D

Customer View Model

ENG_CVM_CVM_925603-2_AN.2d_dxf.zip

English

Customer View Model

ENG_CVM_CVM_925603-2_AN.3d_igs.zip

English

Customer View Model

ENG_CVM_CVM_925603-2_AN.3d_stp.zip

English

By downloading the CAD file I accept and agree to the [Terms and Conditions](#) of use.

Product Environmental Compliance

TE Material Declaration

English