



Connectors > PCB Connectors > Wire-to-Board Connectors > Wire-to-Board Connector Assemblies & Housings



Connector Product Type: **Housing**
Connector & Housing Type: **Receptacle**
Connector System: **Wire-to-Panel, Wire-to-Wire**
Number of Positions: **2**
Centerline (Pitch): **2.5 mm [.098 in]**

Features

Product Type Features

Connector Product Type	Housing
Connector & Housing Type	Receptacle
Connector System	Wire-to-Panel, Wire-to-Wire
Sealable	No
Connector & Contact Terminates To	Wire & Cable

Configuration Features

Number of Positions	2
Number of Rows	1

Electrical Characteristics

Operating Voltage	250 VAC
-------------------	---------

Body Features

Primary Product Color	White
-----------------------	-------

Contact Features

--	--



Contact Base Material	Brass
Contact Type	Pin
Contact Current Rating (Max)	7.5 A

Termination Features

Termination Method to Wire & Cable	Crimp
------------------------------------	-------

Mechanical Attachment

Strain Relief	Without
Panel Mount Feature	With
Mating Retention Type	Latch
PCB Mount Retention	Without
Mating Retention	With
Connector Mounting Type	Panel Mount

Housing Features

Housing Material	Nylon - GF
Housing Entry Configuration	Both Ends Closed
Centerline (Pitch)	2.5 mm[.098 in]

Dimensions

Connector Width	18.17 mm[.715 in]
Compatible Insulation Diameter Range	1.3 – 1.7 mm[.051 – .067 in]
Connector Height	6.6 mm[.26 in]
Wire Size	26 – 22 AWG
Connector Length	7.5 mm[.295 in]

Usage Conditions

Operating Temperature Range	-25 – 105 °C[-13 – 221 °F]
-----------------------------	----------------------------

Operation/Application

Circuit Application	Power & Signal
---------------------	----------------

Industry Standards

UL Flammability Rating	UL 94V-0
Glow Wire Rating	Standard Part - Not Glow Wire

Packaging Features

Packaging Method	Bag
Packaging Quantity	2000



Product Compliance

For compliance documentation, visit the product page on TE.com>

EU RoHS Directive 2011/65/EU	Compliant
EU ELV Directive 2000/53/EC	Compliant
China RoHS 2 Directive MIIT Order No 32, 2016	No Restricted Materials Above Threshold
EU REACH Regulation (EC) No. 1907/2006	Current ECHA Candidate List: JAN 2025 (247) Candidate List Declared Against: JUNE 2024 (241) Does not contain REACH SVHC
Halogen Content	Low Halogen - Br, Cl, F, I < 900 ppm per homogenous material. Also BFR/CFR/PVC Free
Solder Process Capability	Not reviewed for solder process capability

Product Compliance Disclaimer

This information is provided based on reasonable inquiry of our suppliers and represents our current actual knowledge based on the information they provided. This information is subject to change. The part numbers that TE has identified as EU RoHS compliant have a maximum concentration of 0.1% by weight in homogenous materials for lead, hexavalent chromium, mercury, PBB, PBDE, DBP, BBP, DEHP, DIBP, and 0.01% for cadmium, or qualify for an exemption to these limits as defined in the Annexes of Directive 2011/65/EU (RoHS2). Finished electrical and electronic equipment products will be CE marked as required by Directive 2011/65/EU. Components may not be CE marked. Additionally, the part numbers that TE has identified as EU ELV compliant have a maximum concentration of 0.1% by weight in homogenous materials for lead, hexavalent chromium, and mercury, and 0.01% for cadmium, or qualify for an exemption to these limits as defined in the Annexes of Directive 2000/53/EC (ELV). Regarding the REACH Regulation, the information TE provides on SVHC in articles for this part number is based on the latest European Chemicals Agency (ECHA) ‘Guidance on requirements for substances in articles’ posted at this URL: <https://echa.europa.eu/guidance-documents/guidance-on-reach>

Compatible Parts



TE Part # 1969590-9
HSG, REC, PANEL MOUNT, SINGLE ROW,EP2.5



TE Part # 1-1969590-3
HSG, REC, PANEL MOUNT, SINGLE ROW,EP2.5















TE Part # 1-1969590-0
HSG, REC, PANEL MOUNT, SINGLE ROW,EP2.5









TE Part # 1-1969590-4
HSG, REC, PANEL MOUNT, SINGLE ROW,EP2.5



 TE Part # 1-1969590-2 HSG, REC, PANEL MOUNT, SINGLE ROW,EP2.5	 TE Part # 2482324-1 EXTRACTION TOOL	 TE Part # 2314712-2 HSG, REC, PANEL MOUNT, SINGLE ROW,EP2.5	 TE Part # 1969590-5 HSG, REC, PANEL MOUNT, SINGLE ROW,EP2.5
 TE Part # 1969590-8 HSG, REC, PANEL MOUNT, SINGLE ROW,EP2.5	 TE Part # 1-1969590-5 HSG, REC, PANEL MOUNT, SINGLE ROW,EP2.5	 TE Part # 1969590-7 HSG, REC, PANEL MOUNT, SINGLE ROW,EP2.5	 TE Part # 1969590-3 HSG, REC, PANEL MOUNT, SINGLE ROW,EP2.5
 TE Part # 1969590-4 HSG, REC, PANEL MOUNT, SINGLE ROW,EP2.5	 TE Part # 1969591-2 HSG,REC,PANEL MOUNT,GWT, SINGLE ROW,EP2.5	 TE Part # 1969590-6 HSG, REC, PANEL MOUNT, SINGLE ROW,EP2.5	 TE Part # 1-1969590-1 HSG, REC, PANEL MOUNT, SINGLE ROW,EP2.5

Also in the Series | Economy Power 2.5

 Connector Contacts(6)	 Connector Hardware(49)	 PCB Headers & Receptacles(533)	 Rectangular Power Connectors(531)
 Wire-to-Board Connector Assemblies & Housings(305)	 Wire-to-Board Headers & Receptacles (533)		


Customers Also Bought



TE Part #1969442-6
EP 2.5 TPA Housing, 6 Pos



TE Part #1969590-6
HSG, REC, PANEL MOUNT, SINGLE ROW,EP2.5



TE Part #103670-2
03 MTE HDR SRST LATCH W/HLDWN



TE Part #323096
SOLIS R 22-16 COMM 22-18 MIL 4




TE Part #1969443-2
EP 2.5 TPA Retainer, 2 Pos



TE Part #2213678-5
Z35 MINI LED HOLDER 13.5*13.5MM PANHEAD




TE Part #1969442-2
EP 2.5 TPA Housing, 2 Pos



TE Part #103670-1
02 MTE HDR SRST LATCH W/HLDWN



TE Part #1-1630027-8
HSC300 680R 5%



TE Part #103670-5
06 MTE HDR SRST LATCH W/HLDWN

Documents

Product Drawings
HSG, REC, PANEL MOUNT, SINGLE ROW,EP2.5
English

CAD Files
3D PDF
3D
Customer View Model
ENG_CVM_CVM_1969590-2_B.2d_dxf.zip
English
Customer View Model
ENG_CVM_CVM_1969590-2_B.3d_igs.zip
English
Customer View Model
ENG_CVM_CVM_1969590-2_B.3d_stp.zip
English

By downloading the CAD file I accept and agree to the Terms and Conditions of use.

Product Specifications



Application Specification

English

Instruction Sheets

Instruction Sheet (U.S.)

English

Agency Approvals

VDE Certificate

English