



AMP-LATCH | AMP-LATCH Universal Headers

TE Internal #: 5499160-9

Wire-to-Board, 40 Position, 2.54 mm [.1 in] Centerline, Vertical, Through Hole - Solder, 2 Row, AMP-LATCH Universal Headers, Ribbon Cable Connectors

[View on TE.com >](#)

Connectors > PCB Connectors > Wire-to-Board Connectors > FFC, FPC & Ribbon Connectors > Ribbon Cable Connectors > AMP-LATCH UNIVERSAL HEADERS



Connector System: **Wire-to-Board**  
Number of Positions: **40**  
Centerline (Pitch): **2.54 mm [.1 in]**  
PCB Mount Retention: **Without**  
PCB Mount Orientation: **Vertical**

[All AMP-LATCH UNIVERSAL HEADERS \(523\)](#)

Features

Product Type Features

Connector Product Type	Connector Assembly
Connector Mating Latch & Lock Type	Short
Ribbon Cable Connector Header Type	Universal Ejection Pin Headers
Connector System	Wire-to-Board
Connector & Housing Type	Plug
Connector & Contact Terminates To	Printed Circuit Board

Configuration Features

Number of Positions	40
PCB Mount Orientation	Vertical
Number of Rows	2

Electrical Characteristics

Operating Voltage	250 VAC
-------------------	---------



Insulation Resistance	5000 MΩ
Body Features	
Primary Product Color	Black
Connector Profile	Standard
Contact Features	
Contact Mating Area Plating Material Thickness	.76 μm[30 μin]
Mating Square Post Dimension	.64 mm[.025 in]
Contact Shape & Form	Square
PCB Contact Termination Area Plating Material Thickness	2.54 μm[100 μin]
Contact Mating Area Plating Material	Gold (Au)
Contact Base Material	Brass, Phosphor Bronze
PCB Contact Termination Area Plating Material	Tin
Contact Type	Pin
Contact Current Rating (Max)	1 A
Termination Features	
Termination Post & Tail Diameter	.64 mm[.025 in]
Termination Post & Tail Length	2.79 mm[.11 in]
Termination Method to PCB	Through Hole - Solder
Mechanical Attachment	
Panel Mount Feature	Without
Mating Alignment	With
PCB Mount Alignment	Without
PCB Mount Retention	Without
Mating Alignment Type	Center, Dual Polarizing Bar
Mating Retention	With
Mating Retention Type	Ejection Latch
Connector Mounting Type	Board Mount
Housing Features	
Housing Material	Glass-Filled Nylon/Polyester
Centerline (Pitch)	2.54 mm[.1 in]
Dimensions	
Shrouded End Dimension	3.81 mm[.15 in]



PCB Thickness (Recommended)	1.57 mm[.062 in]
Connector Height	13.94 mm[.548 in]
Connector Length	70.1 mm[2.76 in]
Row-to-Row Spacing	2.54 mm[.1 in]

Usage Conditions

Housing Temperature Rating	Standard
Operating Temperature Range	-65 – 105 °C[-85 – 221 °F]

Operation/Application

Circuit Application	Signal
---------------------	--------

Industry Standards

UL Flammability Rating	UL 94V-0
------------------------	----------

Packaging Features

Packaging Quantity	24
Packaging Method	Package

Product Compliance

For compliance documentation, visit the product page on TE.com>

EU RoHS Directive 2011/65/EU	Compliant
EU ELV Directive 2000/53/EC	Compliant
China RoHS 2 Directive MIIT Order No 32, 2016	No Restricted Materials Above Threshold
EU REACH Regulation (EC) No. 1907/2006	Current ECHA Candidate List: JAN 2025 (247) Candidate List Declared Against: JUNE 2024 (241) Does not contain REACH SVHC
Halogen Content	Not Low Halogen - contains Br or Cl > 900 ppm.
Solder Process Capability	Wave solder capable to 265°C


Product Compliance Disclaimer

This information is provided based on reasonable inquiry of our suppliers and represents our current actual knowledge based on the information they provided. This information is subject to change. The part numbers that TE has identified as EU RoHS compliant have a maximum concentration of 0.1% by weight in homogenous materials for lead, hexavalent chromium, mercury, PBB, PBDE, DBP, BBP, DEHP, DIBP, and 0.01% for cadmium, or qualify for an exemption to these limits as defined in the Annexes of Directive 2011/65/EU (RoHS2). Finished electrical and electronic equipment products will be CE marked as required by Directive 2011/65/EU. Components may not be CE marked. Additionally, the part numbers that TE has identified as EU ELV compliant have a maximum concentration of 0.1% by weight in homogenous materials for lead, hexavalent chromium, and mercury, and 0.01% for cadmium, or qualify for an exemption to these limits as defined in the Annexes of Directive 2000/53/EC (ELV). Regarding the REACH Regulation, the information TE provides




on SVHC in articles for this part number is based on the latest European Chemicals Agency (ECHA) ‘Guidance on requirements for substances in articles’ posted at this URL: <https://echa.europa.eu/guidance-documents/guidance-on-reach>


Compatible Parts




TE Part # 1658620-9  
40 NOVO MIL 15DP, LEAD FREE




TE Part # 1658622-9  
40 NOVO MIL/CTR 30DP,LEAD FREE




TE Part # 1658623-9  
40 NOVO MIL 30DP, LEAD FREE




TE Part # 1658621-9  
40 NOVO MIL/CTR 15DP,LEAD FREE



TE Part # 1658624-9  
40 NOVO DUAL 30DP, LEAD FREE




TE Part # 2-1658526-0  
609-4030LF FEM SOCKET,LEAD FREE



TE Part # 1-1658527-2  
622-4030LF FEM SOCKET,LEAD FREE

Also in the Series | AMP-LATCH Universal Headers



Connector Hardware(13)



Ribbon Cable Connectors(523)

Customers Also Bought



TE Part #7-2176407-8  
3560 3R9 5%



TE Part #2311770-1  
AMPL REC, HD22, R/A, 44P, THREADED



TE Part #66405-4  
III+ SKT,30-26,30AU/FL,LP



TE Part #9-1879501-5  
CRGH2512 5% 8K2 2W



TE Part #1139353001  
100G0111-0.50-0

TE Part #2-1761609-7  
IDC LOW PRO HDR 20P RA SHT LAT  
BLUE

TE Part #4-643819-6  
16P MTA156 CONN ASSY 22AWG LF  
BLUE

TE Part #5787973-1  
36 .8MM CHAMP RCPT ASSY

TE Part #5-103166-1  
06 MODII HDR DRRRA SHRD LF

TE Part #A65775-000  
B-155-11-35-22-5

Documents

Product Drawings

A/L UNIV HDR 40P VERT SHT LAT

English

CAD Files

3D PDF

3D

Customer View Model

ENG\_CVM\_CVM\_5499160-9\_C.2d\_dxf.zip

English

Customer View Model

ENG\_CVM\_CVM\_5499160-9\_C.3d\_igs.zip

English

Customer View Model

ENG\_CVM\_CVM\_5499160-9\_C.3d\_stp.zip

English

By downloading the CAD file I accept and agree to the [Terms and Conditions](#) of use.

Datasheets & Catalog Pages

Ribbon Cable Interconnect Solutions

English

Product Specifications

Product Specification

English