

Single relay - REL-IR2/L- 24AC/2X21 - 2903666

Please be informed that the data shown in this PDF Document is generated from our Online Catalog. Please find the complete data in the user's documentation. Our General Terms of Use for Downloads are valid (<http://download.phoenixcontact.com>)



Plug-in industrial relay with power contacts, 2 PDTs, test key, status LED, mechanical switch position indicator, input voltage: 24 V AC

The figure shows version REL-IR2/
LDP- 24DC/2X21



Key commercial data

Packing unit	1 pc
Minimum order quantity	10 pc
Weight per Piece (excluding packing)	34.0 GRM
Custom tariff number	85364190
Country of origin	Poland

Technical data

Dimensions

Width	21.2 mm
Height	35.6 mm
Depth	27.5 mm

Ambient conditions

Ambient temperature (operation)	-40 °C ... 55 °C
Ambient temperature (storage/transport)	-40 °C ... 85 °C

Coil side

Nominal input voltage U_N	24 V AC
Input voltage range in reference to U_N	(see diagram)
Nominal input current at U_{IN}	70 mA
Typical response time	5 ms ... 15 ms (depending on phase relation)
Typical release time range	5 ms ... 20 ms (depending on phase relation)

Single relay - REL-IR2/L- 24AC/2X21 - 2903666

Technical data

Coil side

Status display	Yellow LED
----------------	------------

Contact side

Contact type	Single contact, 2-PDT
Contact material	AgNi
Maximum switching voltage	250 V AC/DC
Minimum switching voltage	5 V (At 24 mA)
Maximum inrush current	30 A (20 ms, N/O contact)
Min. switching current	5 mA (at 24 V)
Limiting continuous current	12 A
Interrupting rating (ohmic load) max.	288 W (at 24 V DC)
	124 W (at 48 V DC)
	108 W (at 60 V DC)
	52 W (at 110 V DC)
	48 W (at 220 V DC)
	3000 VA (for 250 V AC)
Switching capacity min.	0.12 W
Switching capacity in acc. with DIN VDE 0660/IEC 60947	2 A (at 24 V, DC13)
	0.22 A (at 120 V, DC13)
	0.11 A (at 250 V, DC13)
	3 A (at 120 V, AC15)
	1.5 A (at 240 V, AC15)

General

Test voltage relay winding/relay contact	2.5 kV _{rms} (50 Hz, 1 min.)
Test voltage relay contact/relay contact	2.5 kV _{rms} (50 Hz, 1 min.)
Test voltage PDT/PDT	2.5 kV _{rms} (50 Hz, 1 min.)
Operating mode	100% operating factor
Degree of protection	RT I
Mechanical service life	Approx. 2×10^7 cycles
Name	Air and creepage distances between the power circuits
Standards/regulations	IEC 61810
Rated insulation voltage	250 V AC
Pollution degree	3
Surge voltage category	III
Name	Standards/regulations
Standards/regulations	IEC 61810
Mounting position	any

Single relay - REL-IR2/L- 24AC/2X21 - 2903666

Technical data

Connection data

Connection method	Plug connection
-------------------	-----------------

Classifications

eCl@ss

eCl@ss 4.0	27371104
eCl@ss 4.1	27371104
eCl@ss 5.0	27371001
eCl@ss 5.1	27371001
eCl@ss 6.0	27371001
eCl@ss 7.0	27371001
eCl@ss 8.0	27371001

ETIM

ETIM 3.0	EC000196
ETIM 4.0	EC000196
ETIM 5.0	EC000196

UNSPSC

UNSPSC 6.01	30211916
UNSPSC 7.0901	39121515
UNSPSC 11	39121515
UNSPSC 12.01	39121515
UNSPSC 13.2	39121515

Approvals

Approvals

Approvals

CSA / UL Recognized / cUL Recognized / VDE Zeichengenehmigung / cULus Recognized





Ex Approvals

Approvals submitted

Single relay - REL-IR2/L- 24AC/2X21 - 2903666

Approvals

Approval details



Accessories

Accessories

Relay socket

Relay socket - RIF-2-BPT/4X21 - 2900934

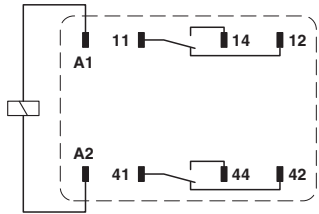


RIF-2... relay base, for industrial relay with 2 or 4 PDTs, push-in connection, plug-in option for input/suppressor modules, for mounting on NS 35/7,5

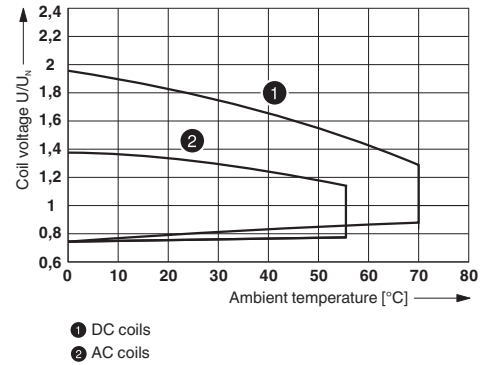
Drawings

Single relay - REL-IR2/L- 24AC/2X21 - 2903666

Circuit diagram

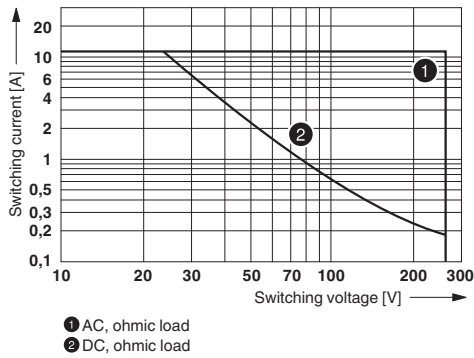


Diagram



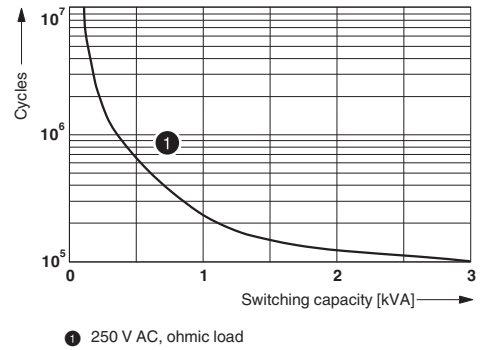
Operating voltage range

Diagram



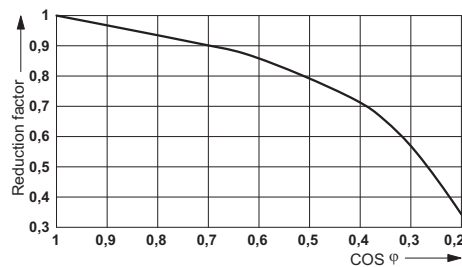
Interrupting rating

Diagram



Electrical service life

Diagram



Service life reduction factor

