


# 3M™ Pin Strip Header

2 mm × 2 mm Solder Tail Straight & Right Angle, Surface Mount Straight 1512 Series



- Industry standard compatible
- High temperature dielectric
- "No lead" wave and reflow solder compatible
- Unique lengths available
- Maximizes use of PC board space
- Mates with boardmount and wiremount products
- End stackable feature
- Side stackable feature
- Tape and reel packaging option available
- RoHS\* compliant version (RB plating suffix) available

Date Modified: November 14, 2005

TS-0808-07  
Sheet 1 of 4

---

## Physical

### Insulator

Material: High Temperature Thermoplastic (PCT or LCP))

Flammability: UL 94V-0

Color: Black

### Contact

Material: Copper Alloy

### Plating

Underplating: 100 μ" [ 2.54 μm ] Nickel

Wiping Area: 30 μ" [ 0.76 μm ] Gold

Solder Tails: 300 μ" [ 7.6 μm ] Matte Tin (RoHS compliant) or 200μ" Tin-Lead

Terminal Finish Indicator: e3 (ref JESD97) for RB plating suffix

---

## Electrical

**Current Rating:** 1.5 A

**Insulation Resistance:**  $> 1 \times 10^9 \Omega$  at 250 Vdc

**Withstanding Voltage:** 500 Vrms at Sea Level

---

## Environmental

**Temperature Rating:** -55°C to +105°C

**Process Rating:** Maximum 260°C (per J-STD-020C)

**Moisture Sensitivity Level:** 1 (per J-STD-020C)

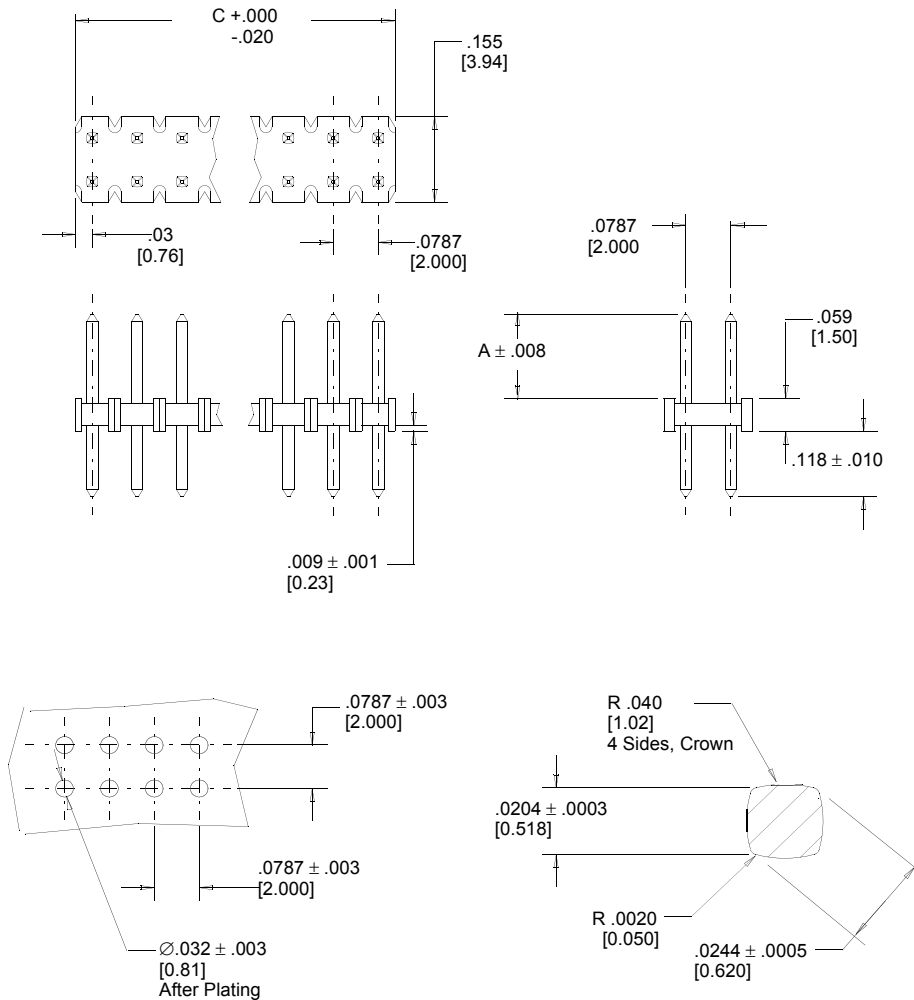
\* RoHS = Directive 2002/95/EC, Restriction of the Use of Certain Hazardous Substances in Electrical and Electronic Equipment  
"RoHS compliant" means that the product or part does not contain any of the following substances in excess of the following maximum concentration values in any homogeneous material, unless the substance is in an application that is exempt under RoHS: (a) 0.1% (by weight) for lead, mercury, hexavalent chromium, polybrominated biphenyls or polybrominated diphenyl ethers; or (b) 0.01% (by weight) for cadmium. Unless otherwise stated by 3M in writing, this information represents 3M's knowledge and belief based upon information provided by third party suppliers to 3M.

UL File No.: E68080

# 3M™ Pin Strip Header

2 mm × 2 mm Solder Tail Straight & Right Angle, Surface Mount Straight 1512 Series

## Straight



Recommended Mounting  
Hole Pattern

Pin Cross Section

Contact Quantity	Dimension C
02	.079
04	.157
06	.238
08	.315
10	.394
12	.472
14	.551
16	.630
18	.709
20	.787
22	.866
24	.945
26	1.024
28	1.102
30	1.181
32	1.280
34	1.339
36	1.417
38	1.496
40	1.575
42	1.654
44	1.732
46	1.811
48	1.890
50	1.969
52	2.047
54	2.126
56	2.205
58	2.283
60	2.382



Inch  
[mm]

Tolerance Unless Noted			
	.0	.00	.000
inch	±.1	±.01	±.005

[ ] Dimensions for Reference Only

## Ordering Information

1512XX-8X22-XX

Contact Quantity  
(See Table 1)

Pin Length  
Dim 'A'  
3 = .130"  
4 = .152"

Plating suffix:

RB = 30u" [.76um] Gold with Matte Tin solder tails (RoHS compliant)  
TB = 30u" [.76um] Gold with Tin-lead solder tails  
TH = 15u" [.38um] Gold with Tin-lead solder tails

TS-0808-07  
Sheet 2 of 4



Interconnect Solutions

<http://www.3M.com/interconnects/>

3M is a trademark of 3M Company.

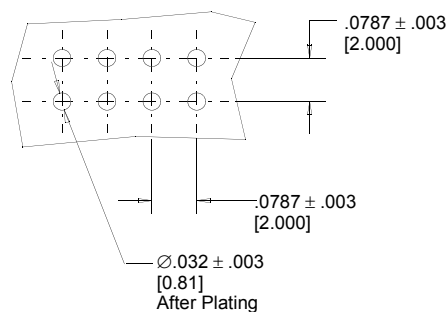
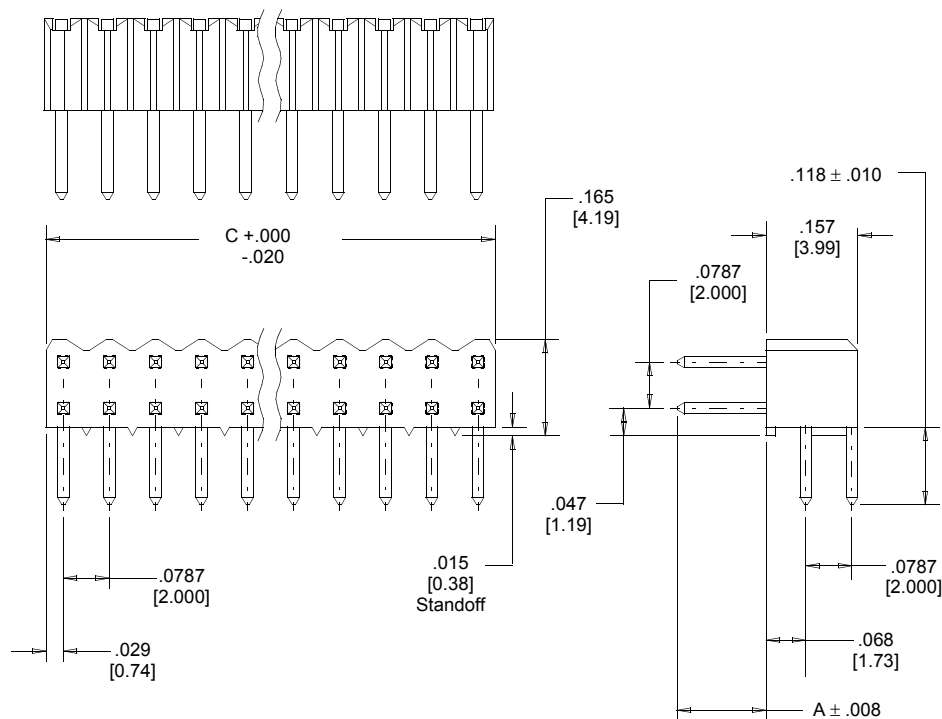
For technical, sales or ordering information call

800-225-5373

# 3M™ Pin Strip Header

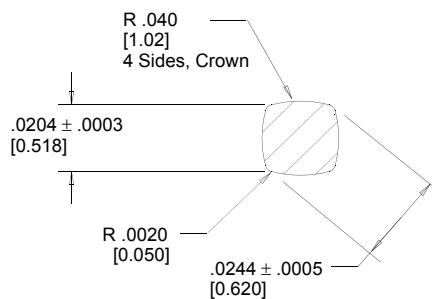
2 mm × 2 mm Solder Tail Straight & Right Angle, Surface Mount Straight 1512 Series

## Right Angle



## Recommended Mounting Hole Pattern

## Pin Cross Section



Contact Quantity	Dimension C
02	.079
04	.157
06	.238
08	.315
10	.394
12	.472
14	.551
16	.630
18	.709
20	.787
22	.866
24	.945
26	1.024
28	1.102
30	1.181
32	1.280
34	1.339
36	1.417
38	1.496
40	1.575
42	1.654
44	1.732
46	1.811
48	1.890
50	1.969
52	2.047
54	2.126
56	2.205
58	2.283
60	2.382

Inch  
[mm]

Tolerance Unless Noted			
	.0	.00	.000
inch	±.1	±.01	±.005

[ ] Dimensions for Reference Only



## Ordering Information

1512XX-7X22-XX

Contact Quantity  
(See Table 1)

Pin Length  
Dim A  
3 = .130"  
4 = .152"

Plating suffix:  
RB = 30u" [.76um] Gold with Matte Tin solder tails (RoHS compliant)  
TB = 30u" [.76um] Gold with Tin-lead solder tails  
TH = 15u" [.38um] Gold with Tin-lead solder tails

TS-0808-07  
Sheet 3 of 4



Interconnect Solutions

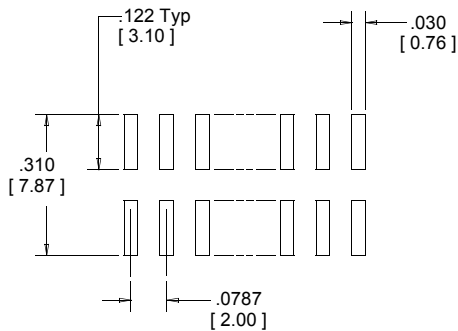
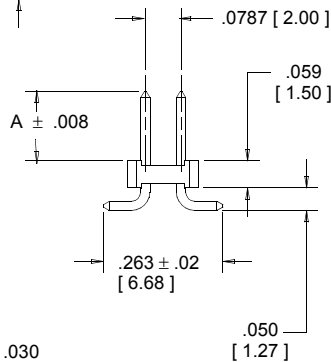
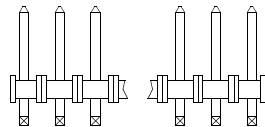
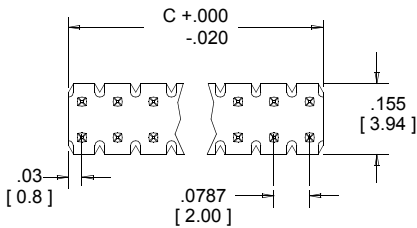
<http://www.3M.com/interconnects/>

3M is a trademark of 3M Company.  
For technical, sales or ordering information call

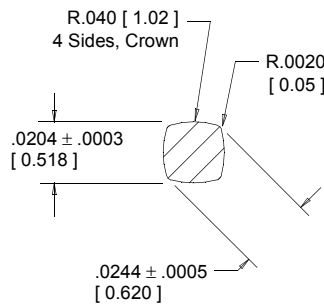
800-225-5373

# 3M™ Pin Strip Header

2 mm × 2 mm Solder Tail Straight & Right Angle, Surface Mount Straight 1512 Series



Recommended PCB Pad Layout



Pin Cross Section

Contact Quantity	Dimension C
02	.079
04	.157
06	.238
08	.315
10	.394
12	.472
14	.551
16	.630
18	.709
20	.787
22	.866
24	.945
26	1.024
28	1.102
30	1.181
32	1.280
34	1.339
36	1.417
38	1.496
40	1.575
42	1.654
44	1.732
46	1.811
48	1.890
50	1.969
52	2.047
54	2.126
56	2.205
58	2.283
60	2.382

Inch  
[mm]

Tolerance Unless Noted			
	.0	.00	.000
inch	±.1	±.01	±.005

[ ] Dimensions for Reference Only

Note: Tape and Reel not available on all sizes, please call.



## Ordering Information

**1512XX-2X20-XX-XX**

Contact Quantity (See Table 1) ————

Pin Length Dim A ————

3 = .130"

4 = .152"

Packaging suffix:  
Blank = Tray Packaging  
WX = Tape & Reel Packaging (see table)

Plating suffix:  
RB = 30u" [.76um] Gold with Matte Tin solder tails (RoHS compliant)  
TB = 30u" [.76um] Gold with Tin-lead solder tails  
TH = 15u" [.38um] Gold with Tin-lead solder tails

TS-0808-07  
Sheet 4 of 4

## Important Notice

All statements, technical information, and recommendations related to 3M's products are based on information believed to be reliable, but the accuracy or completeness is not guaranteed. Before using this product, you must evaluate it and determine if it is suitable for your intended application. You assume all risks and liability associated with such use. Any statements related to the product which are not contained in 3M's current publications, or any contrary statements contained on your purchase order shall have no force or effect unless expressly agreed upon, in writing, by an authorized officer of 3M.



### 3M Electronics

6801 River Place Blvd.  
Austin, TX 78726-9000  
800/225-5373  
[www.3M.com/electronics](http://www.3M.com/electronics)

## Warranty; Limited Remedy; Limited Liability.

This product will be free from defects in material and manufacture for a period of 90 days from the time of purchase. **3M MAKES NO OTHER WARRANTIES INCLUDING, BUT NOT LIMITED TO, ANY IMPLIED WARRANTY OF MERCHANTABILITY OR FITNESS FOR A PARTICULAR PURPOSE.** If this product is defective within the warranty period stated above, your exclusive remedy shall be, at 3M's option, to replace or repair the 3M product or refund the purchase price of the 3M product. **Except where prohibited by law, 3M will not be liable for any indirect, special, incidental or consequential loss or damage arising from this 3M product, regardless of the legal theory asserted.**



Minimum 10%  
Post-Consumer Fiber

Printed in USA.

© 3M 2005