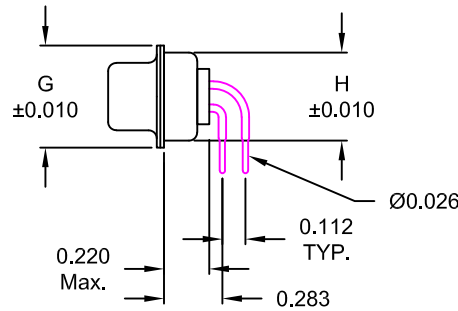
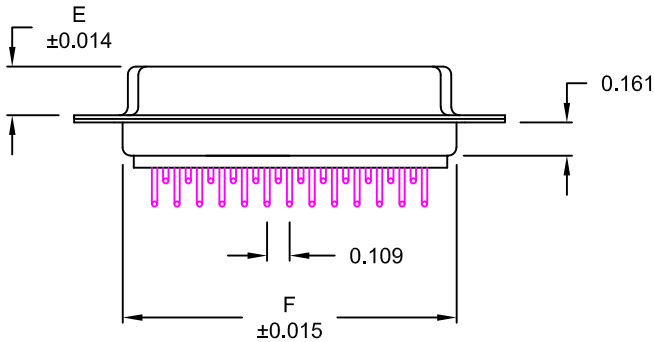
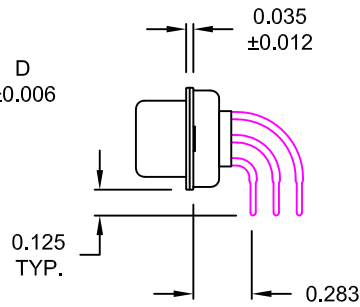
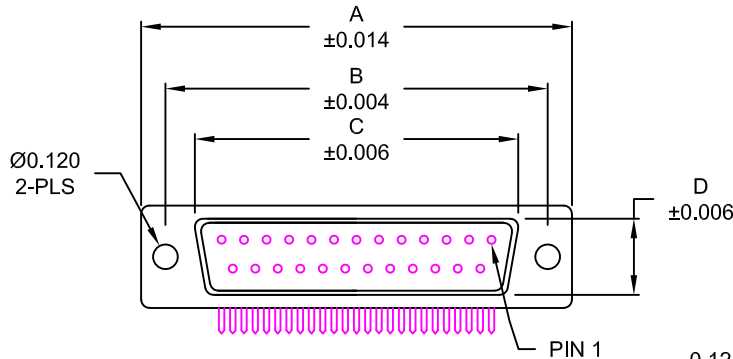


DESCRIPTION: FEMALE - 0.283 RIGHT ANGLE / MACHINED - ECONOMY



| No. OF PINS | DIMENSIONS |       |       |       |       |       |       |       |
|-------------|------------|-------|-------|-------|-------|-------|-------|-------|
|             | A          | B     | C     | D     | E     | F     | G     | H     |
| 9           | 1.213      | 0.984 | 0.642 | 0.311 | 0.236 | 0.756 | 0.496 | 0.427 |
|             | 30.80      | 24.99 | 16.30 | 7.90  | 5.99  | 19.20 | 12.60 | 10.85 |
| 15          | 1.541      | 1.312 | 0.970 | 0.311 | 0.236 | 1.091 | 0.496 | 0.427 |
|             | 39.15      | 33.32 | 24.65 | 7.90  | 5.99  | 27.70 | 12.60 | 10.85 |
| 25          | 2.087      | 1.852 | 1.512 | 0.311 | 0.236 | 1.618 | 0.496 | 0.427 |
|             | 53.00      | 47.04 | 38.40 | 7.90  | 5.99  | 41.10 | 12.60 | 10.85 |
| 37          | 2.728      | 2.500 | 2.157 | 0.311 | 0.236 | 2.256 | 0.496 | 0.427 |
|             | 69.30      | 63.50 | 54.80 | 7.90  | 5.99  | 57.30 | 12.60 | 10.85 |
| 50          | 2.638      | 2.402 | 2.055 | 0.429 | 0.240 | 2.169 | 0.602 | 0.527 |
|             | 67.00      | 61.00 | 52.20 | 10.90 | 6.10  | 55.10 | 15.30 | 13.39 |

173-EYY-21YRYY1

SERIES \_\_\_\_\_  
 POSITIONS \_\_\_\_\_  
 E09  
 E15  
 E25  
 E37  
 E50  
 GENDER \_\_\_\_\_  
 2 = FEMALE  
 TERMINATION \_\_\_\_\_  
 1 = PC MOUNTING  
 SHELL PLATING \_\_\_\_\_  
 3 = NICKEL  
 RoHS COMPLIANT \_\_\_\_\_  
 HARDWARE OPTIONS \_\_\_\_\_  
 00 = NO HARDWARE  
 01 = 0.098" CLINCH NUT (BOARD SIDE)  
 14 = SHORT BRACKET WITH 4-40 SCREW LOCK  
 24 = SHORT BRACKET WITH 4-40 SCREW  
 46 = BRACKET WITH 4-40 INSERT & BOARDLOCK  
 PLATING OPTIONS \_\_\_\_\_  
 1 = GOLD FLASH  
 2 = 30MICRO-INCH GOLD  
 3 = 50MICRO-INCH GOLD

**MATERIAL:**

SHELL: STEEL, NICKEL PLATED  
 INSULATOR: UL 94V-O RATED, WHITE PA6T  
 PROCESS TEMP.: 260° PROCESS TEMPERATURE  
 CONTACT: BRASS

**ELECTRICAL:**

CURRENT RATING: 5 AMPS  
 CONTACT RESISTANCE: 15 mOhms Max.  
 INSULATION RESISTANCE: 1,000 MOhms min.  
 VOLTAGE: 500VAC FOR 1 MINUTE  
 TEMPERATURE: -50° C TO 100° C

DO NOT SCALE FROM DRAWING



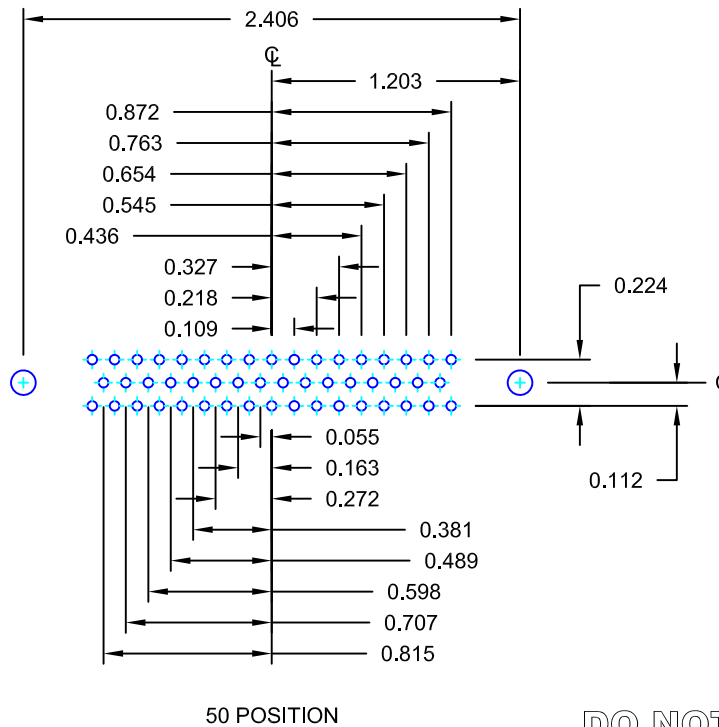
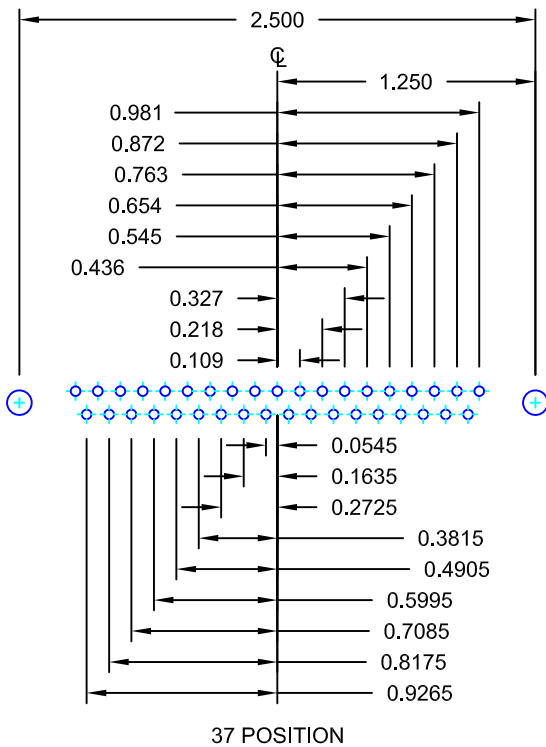
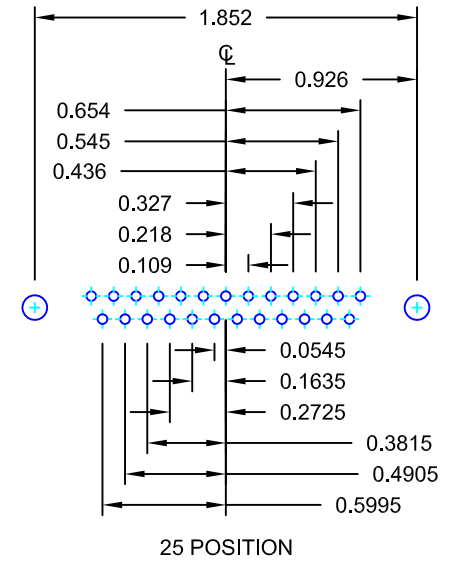
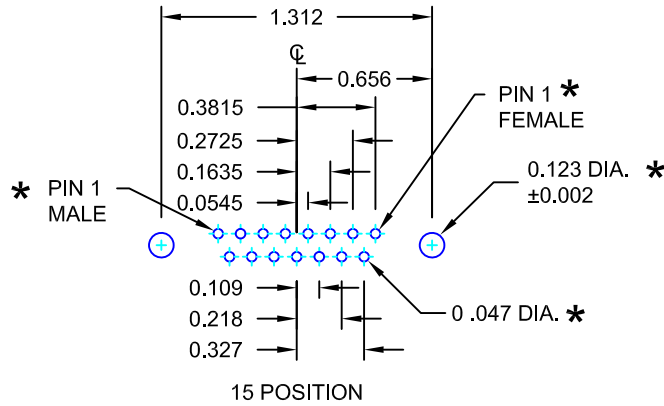
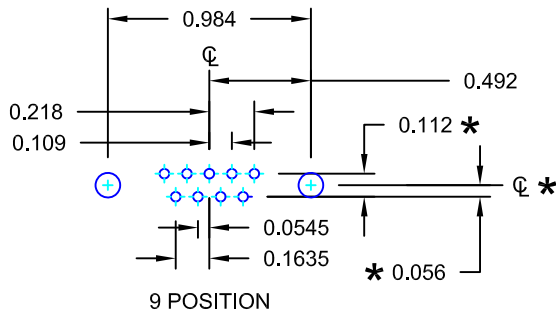
THESE DRAWINGS AND SPECIFICATIONS ARE THE PROPERTY OF NorComp AND SHALL NOT BE REPRODUCED, COPIED OR USED AS THE BASIS FOR THE MANUFACTURE OF SALE OF APPARATUS WITHOUT WRITTEN PERMISSION.

|                         |              |                |  |
|-------------------------|--------------|----------------|--|
| DRAWN: WAYNE ROBBINS    |              | DATE: 11-28-05 |  |
| CHECKED:                |              | DATE:          |  |
| SCALE: 1:1              | SHEET 1 OF 3 | REV 12         |  |
| DWG NO. 173-EYY-21YRYY1 |              |                |  |

RoHS COMPLIANT

NorComp

DESCRIPTION: PCB LAYOUT - STANDARD "D" - MALE & FEMALE



\* TYP. ON ALL SIZES

DO NOT SCALE FROM DRAWING



THESE DRAWINGS AND SPECIFICATIONS ARE THE PROPERTY OF NorComp AND SHALL NOT BE REPRODUCED, COPIED OR USED AS THE BASIS FOR THE MANUFACTURE OF SALE OF APPARATUS WITHOUT WRITTEN PERMISSION.

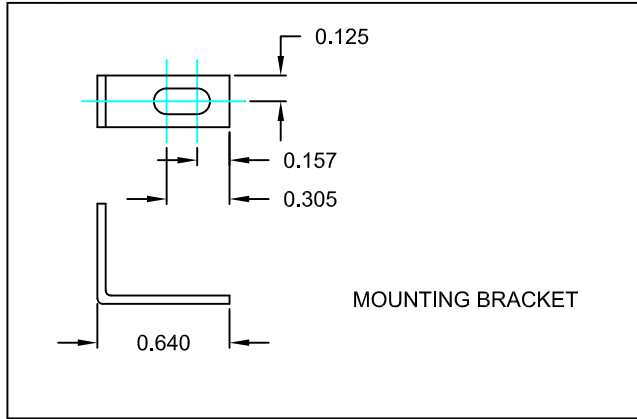
|                        |              |                |  |
|------------------------|--------------|----------------|--|
| DRAWN: C. SMITH        |              | DATE: 03-08-06 |  |
| CHECKED:               |              | DATE:          |  |
| SCALE: FULL            | SHEET 2 OF 3 | REV 12         |  |
| DWG NO. 173-EYY-21YRY1 |              |                |  |

NorComp

DESCRIPTION: CLINCH NUT HARDWARE

REPLACE -YY IN LAST 3 DIGITS WITH OPTION CHOSEN

173/174 SERIES

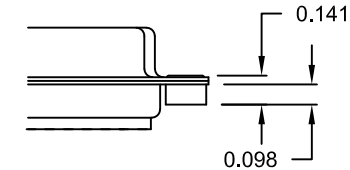


173 / 174 SERIES

14Y = SHORT BRACKET & 4-40 FEMALE HEX SOCKET  
24Y = SHORT BRACKET & 4-40 SCREW

CLINCH-NUT HAS 4-40 INTERNAL THREADS

01X ..... 0.098" (BOARD SIDE) - CN1

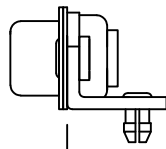


MATERIAL: COLD ROLLED STEEL

PLATING: CLEAR ZINC

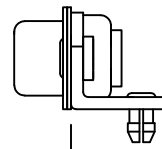
46Y = BRACKET WITH 4-40 INSERT AND BOARDLOCK

9-37 POSITION CONNECTOR BRACKET



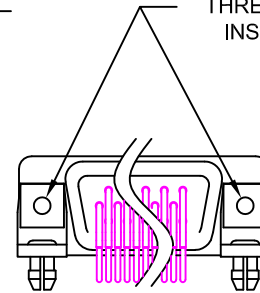
HOLE C/L  
0.339

50 POSITION CONNECTOR BRACKET



HOLE C/L  
0.395

#4-40  
THREADED  
INSERT



BRACKETS MOUNTED ON CONNECTOR

DO NOT SCALE FROM DRAWING



THESE DRAWINGS AND SPECIFICATIONS ARE THE PROPERTY OF NorComp AND SHALL NOT BE REPRODUCED, COPIED OR USED AS THE BASIS FOR THE MANUFACTURE OF SALE OF APPARATUS WITHOUT WRITTEN PERMISSION.

DRAWN:  
PAM JENKINS

DATE:  
11-28-05

CHECKED:

DATE:

# NorComp

|                 |            |         |           |
|-----------------|------------|---------|-----------|
| SCALE:<br>1 : 1 | SHEET<br>3 | OF<br>3 | REV<br>12 |
|-----------------|------------|---------|-----------|

DWG NO. 173-EYY-21YRY1

# RoHS COMPLIANT