

## KV Circuit breaker boxes with metric knockouts



### FK 9255

- Cable junction box 1.5-6 mm<sup>2</sup>, Cu
- Connection box 1.5-16 mm<sup>2</sup>, Cu

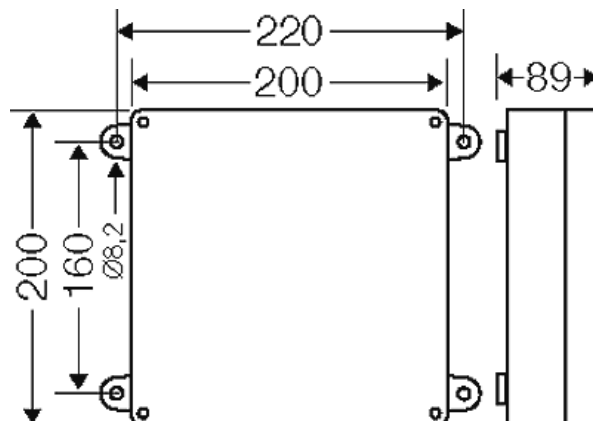


- 5-pole per pole 4 x 1.5 mm<sup>2</sup> sol, 4 x 2.5 mm<sup>2</sup> sol, 4 x 4 mm<sup>2</sup> sol, 4 x 6 mm<sup>2</sup> sol, 2 x 10 mm<sup>2</sup> sol, 2 x 16 mm<sup>2</sup> r (remove cable protection)
- connecting terminal made from ceramic with resistance to high temperatures
- mounted grommets 4 EDKF 40, sealing range Ø 11-30 mm, closed
- Intrinsic fire resistance in accordance with DIN 4102 Part 12 (German standard) in combination with function-retaining cables
- tested with cable manufacturers Dätwyler, Eupen, Nexans, Studer, Pirelli and Lynenwerk for the intrinsic fire resistance E30 and E90, see test certificate no.: P-MPA-E-02-032, valid till 20 March 2023, download available from [www.hensel-electric.de](http://www.hensel-electric.de)
- tested for insulation integrity PH120 in accordance with BS EN 50200 in connection with insulation retaining cables, see test certificate, download available from [www.hensel-electric.de](http://www.hensel-electric.de) > type - documents
- mounted using exterior wall fixings, bore hole 8.2 mm (for dowels refer to technical data)
- for normal environment and protected outdoor
- colour: orange, RAL 2003


rated insulation voltage	U <sub>i</sub> = 400 V a.c./d.c.
rated current:	63 A
material	Sheet steel, powder-coated
tightening torque for terminal	2.0 Nm
degree of protection	IP 66
height	200 mm
width	200 mm
depth	80 mm
weight	2,133 kg
in accordance with	DIN 4102 part 12 IEC 60670-22 BS EN 50200

## Drawings

Dimension drawing



KV Circuit breaker boxes with metric knockouts



**FK 9255**

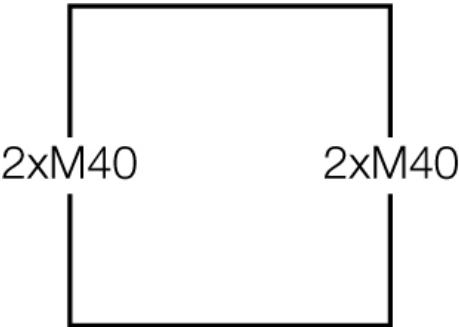
- Cable junction box 1.5-6 mm<sup>2</sup>, Cu
- Connection box 1.5-16 mm<sup>2</sup>, Cu

IP66

E30  
E60  
E90

PH120

Box walls



Operating and ambient conditions

Application area	Suitable for indoor installation and outdoor installation, protected against weather influences
Ambient temperature	Average value over 24 hours + 35 °C Maximum value + 40 °C Minimum value - 25 °C
Relative humidity	50% at 40° C short-time 100% at 25° C
Degree of protection against mechanical load	IK10 (20 Joule)
Toxic behaviour	Sheet steel, powder-coated halogen-free "halogen-free" in accordance with the examination of the cables and insulated wires - corrosiveness of fumes - as per IEC 60754-2