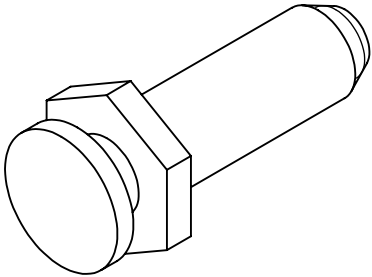
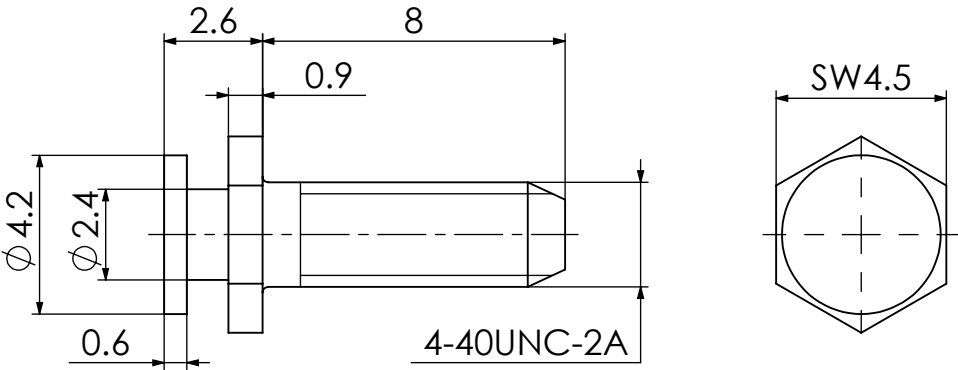



COMMENT:
ALL RIGHTS ARE RESERVED BY US FOR THIS DRAWING. WITHOUT OUR PRIOR CONSENT,
IT MAY NEITHER BE DUBLICATED NOR MADE AVAILABLE TO A THIRD PARTY,
AND IT ALSO MAY NOT BE IMPROPERLY USED BY TE RECEIVER, OR A THIRD PARTY.

1		2		3		4		5		6	
Part No.	Material	Surface	1 Screw (quantity)	2 Washer (quantity)	3 Spring washer (quantity)	4 Nut (quantity)	Package	Notice			
F-SGV1/5	Steel	zinc plated	2	4	2	2	in pairs	Packed together in a bag			
F-SGV1/5SN		tin plated	2	4	2	2	in pairs	Packed together in a bag			
F-SGV1/5S		zinc plated	max. 5000	max. 10000	max. 5000	max. 5000	bulk packed	Individually packed in bags			
F-SGV1/5-1430SN		tin plated	2	4	2	2	in pairs	Packed together in a bag with customized label			
F-SGV1/5-1430SSN		tin plated	max. 5000	max. 10000	max. 5000	max. 5000	bulk packed	Individually packed in bags with customized label			
F56M034S245+S		tin plated	max. 5000	-	-	-	bulk packed	Packed in a bag			

MATERIAL NO.	TYPE DESCRIPTION
1731120236	F-SGV1/5
1731120992	F-SGV1/5S
1731120604	F-SGV1/5SN



SYMBOLS									
THIS DRAWING CONTAINS INFORMATION THAT IS PROPRIETARY TO MOLEX ELECTRONIC TECHNOLOGIES, LLC AND SHOULD NOT BE USED WITHOUT WRITTEN PERMISSION									
DIMENSION UNITS		SCALE		MEASUREMENTS WITHOUT TOLERANCE ACC. TO ISO 2768-m				<div>molex</div> <div>FCT-Corresponding Slide Lock Post F-SGV1/5</div>	
mm		2:1							
				CURRENT REVISION					
				DRWN: DRAWN BY tschneider01 13-02-2019 APPR: APPR BY FVetter 14-02-2019					
				INITIAL REVISION				PRODUCT CUSTOMER DRAWING	
				DRWN: DRAWN BY Denzinger 23-09-2003 APPR: APPR BY ffloßmann 25-02-2004					
REV.		CH.-NO.		MATERIAL NUMBER				REVISION	
				see table				3	
REPLACEMENT FOR:				THIRD ANGLE PROJECTION		DRAWING		DOCUMENT NUMBER	
						A4-SIZE		F56M034_D	
								CUSTOMER	
								GENERAL MARKET	
								SHEET NUMBER	
								1 OF 1	