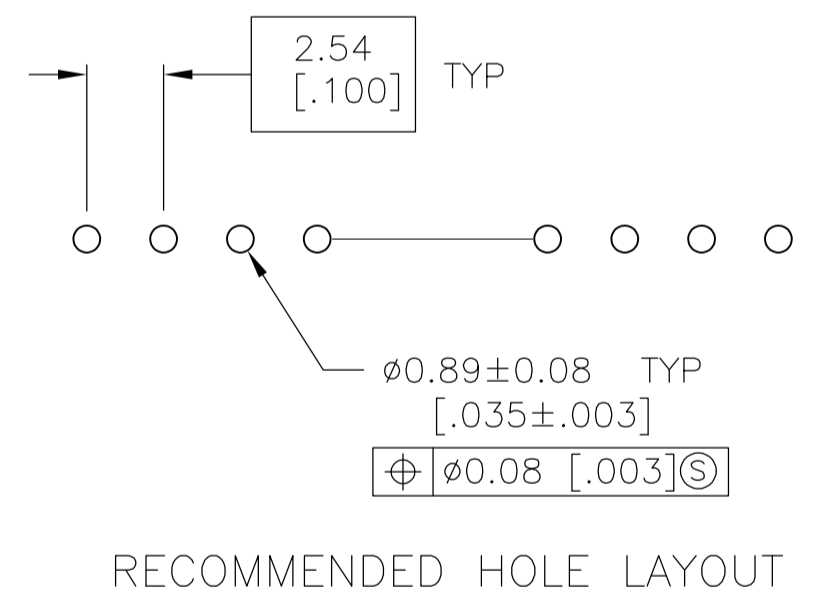
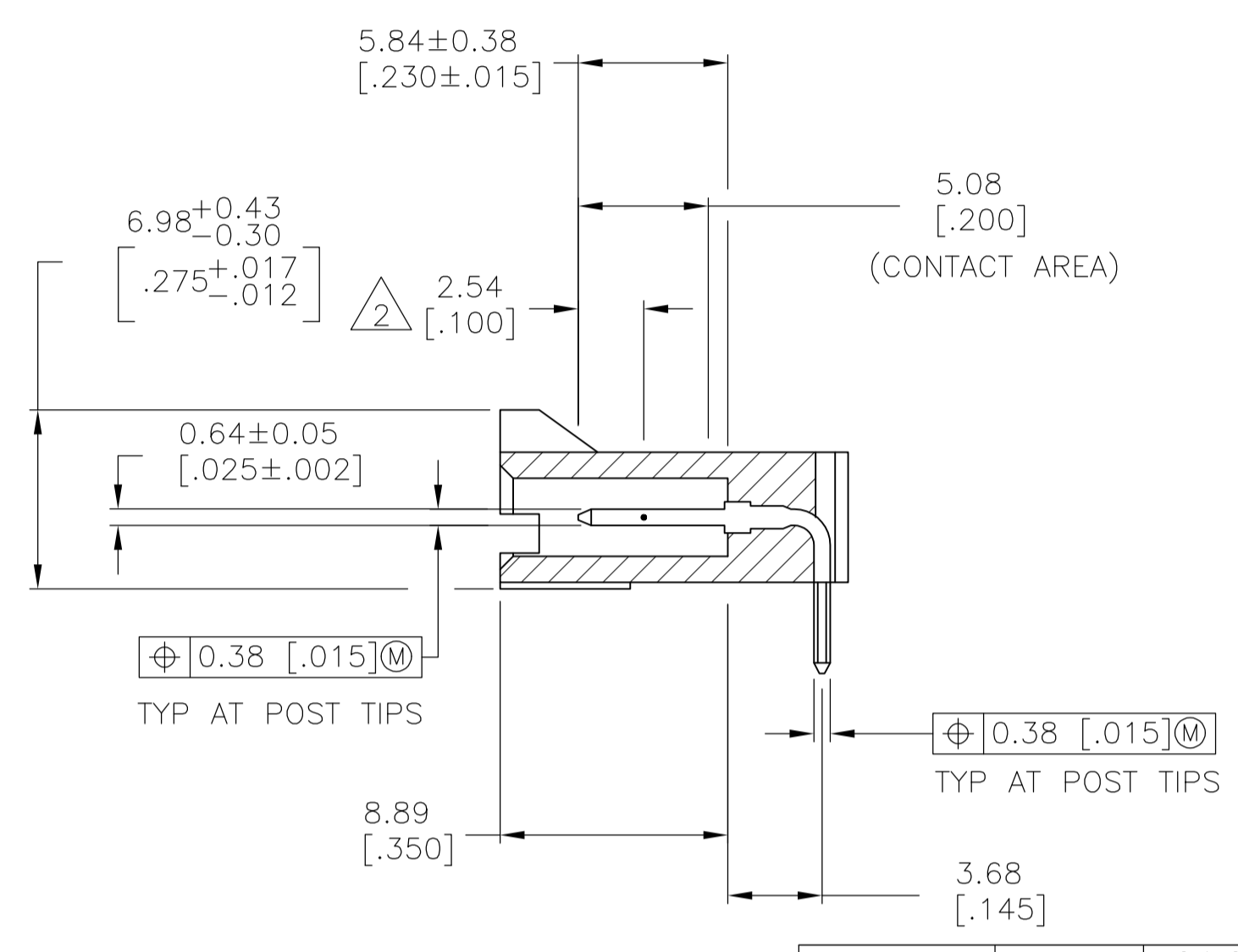
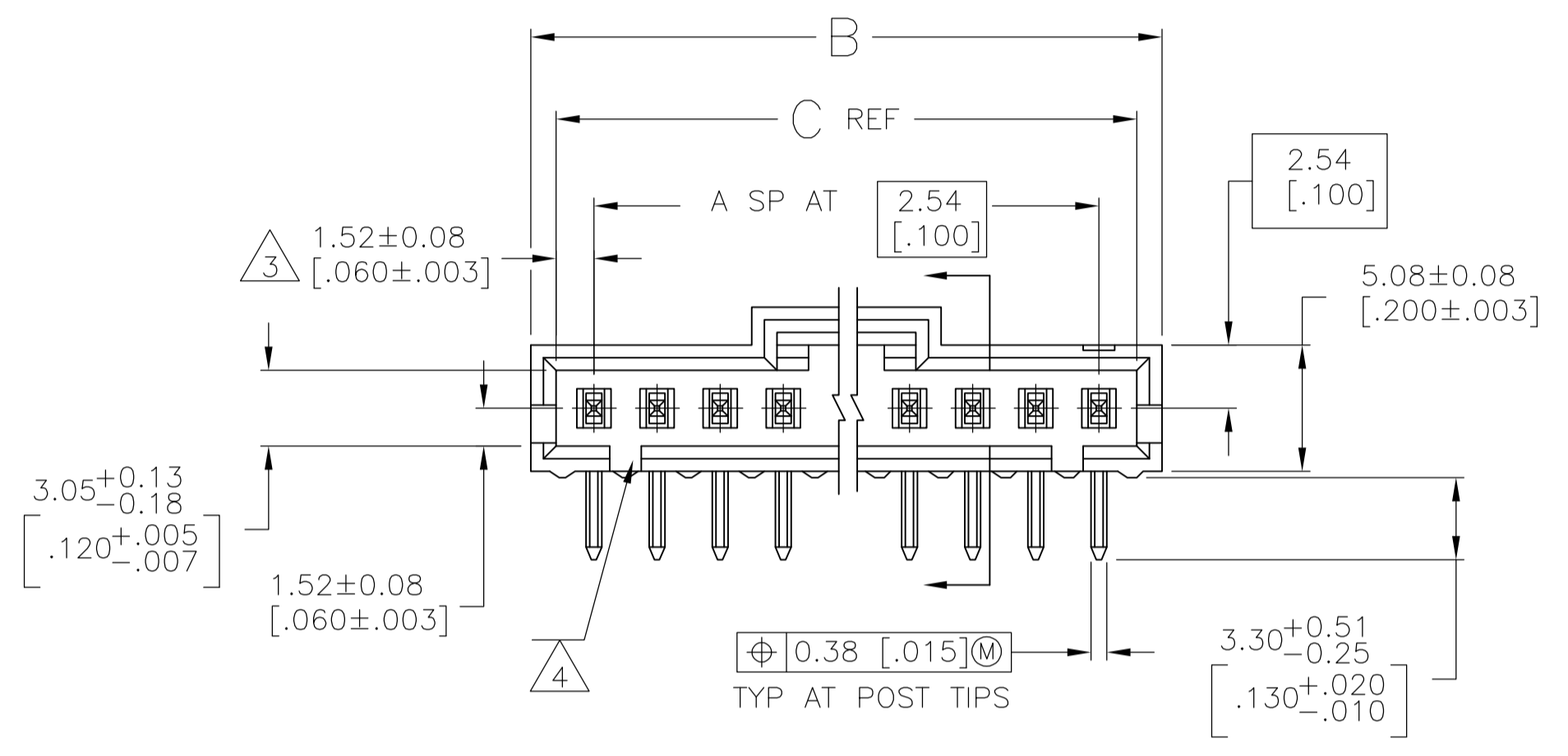
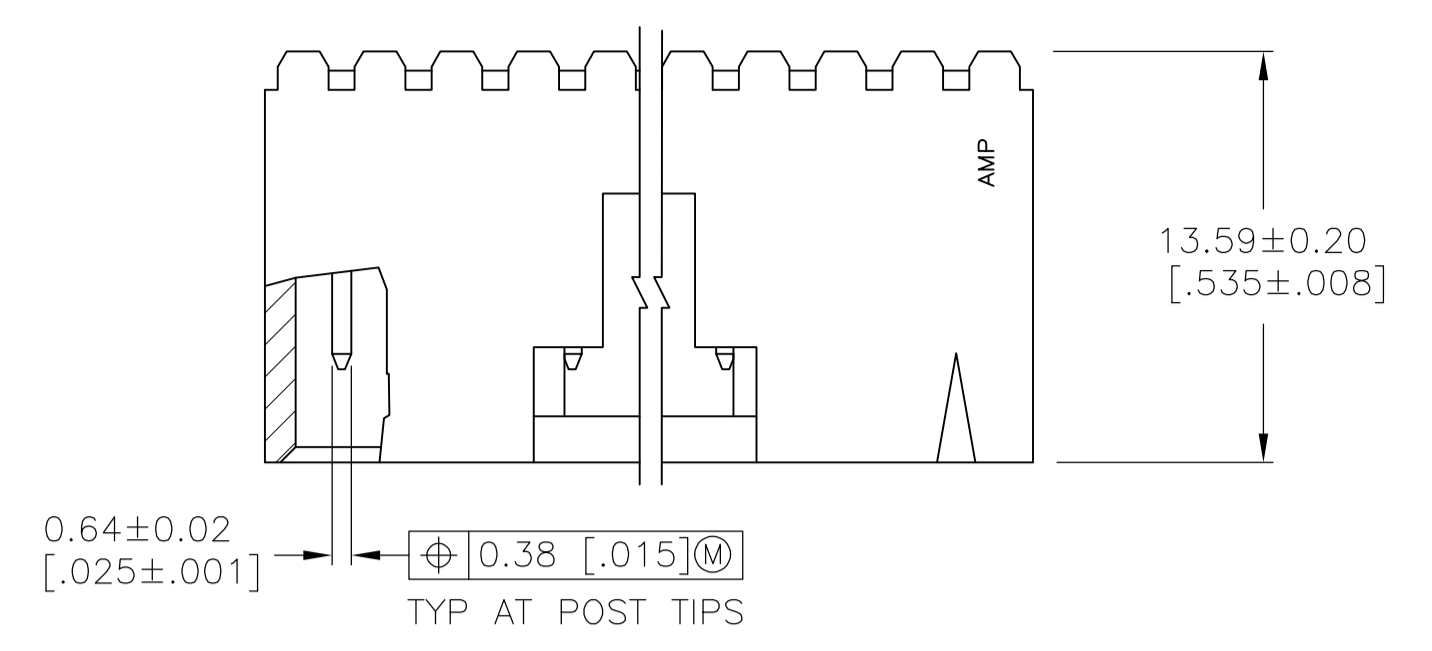


- 1 .000100 BRIGHT TIN-LEAD OVER .000050 NICKEL.
- 2 POINT OF MEASUREMENT FOR PLATING THICKNESS.
- 3 THE NOTED DIMENSIONS APPLY AT THE INTERSECTION OF THE POST AND THE HOUSING.
- 4 ON ASSEMBLIES WITH FOUR OR MORE POSITIONS, TWO POLARIZATION SLOTS. ON ASSEMBLIES WITH TWO OR THREE POSITIONS, ONE POLARIZATION SLOT.
- 5 .000100 BRIGHT TIN OVER .000050 NICKEL.
- 6 PRELIMINARY PART - NOT RELEASED FOR PRODUCTION.
- 7 .000100 MATTE TIN OVER .000050 NICKEL.
- 8 HIGH TEMPERATURE CONFIGURATION
- 9 OBSOLETE PARTS: OBSOLETE CIS STREAMLINING PER D.RENAUD/D.SINISI



REMARKS	PLATING	C	B	A	NO. OF POSN	PART NO.	
	8	7	64.01 [2.520]	66.04 [2.600]	24	25	7-103634-4
	8	7	61.47 [2.420]	63.50 [2.500]	23	24	7-103634-3
	8	7	58.93 [2.320]	60.96 [2.400]	22	23	7-103634-2
	8	7	56.39 [2.220]	58.42 [2.300]	21	22	7-103634-1
	8	7	53.85 [2.120]	55.88 [2.200]	20	21	7-103634-0
	8	7	51.31 [2.020]	53.34 [2.100]	19	20	6-103634-9
	8	7	48.77 [1.920]	50.80 [2.000]	18	19	6-103634-8
	8	7	46.23 [1.820]	48.26 [1.900]	17	18	6-103634-7
	8	7	43.69 [1.720]	45.72 [1.800]	16	17	6-103634-6
	8	7	41.15 [1.620]	43.18 [1.700]	15	16	6-103634-5
	8	7	38.61 [1.520]	40.64 [1.600]	14	15	6-103634-4
	8	7	36.07 [1.420]	38.10 [1.500]	13	14	6-103634-3
	8	7	33.53 [1.320]	35.56 [1.400]	12	13	6-103634-2
	8	7	30.99 [1.220]	33.02 [1.300]	11	12	6-103634-1
	8	7	28.45 [1.120]	30.48 [1.200]	10	11	6-103634-0
	8	7	25.91 [1.020]	27.94 [1.100]	9	10	5-103634-9
	8	7	23.37 [.920]	25.40 [1.000]	8	9	5-103634-8
	8	7	20.83 [.820]	22.86 [.900]	7	8	5-103634-7
	8	7	18.29 [.720]	20.32 [.800]	6	7	5-103634-6
	8	7	15.75 [.620]	17.78 [.700]	5	6	5-103634-5
	8	7	13.21 [.520]	15.24 [.600]	4	5	5-103634-4
	8	7	10.67 [.420]	12.70 [.500]	3	4	5-103634-3
	8	7	8.13 [.320]	10.16 [.400]	2	3	5-103634-2
	8	7	5.59 [.220]	7.62 [.300]	1	2	5-103634-1

PLATING	C	B	A	NO. OF POSN	PART NO.	
8	7	30.99 [1.220]	33.02 [1.300]	11	12	3-103634-4
8	7	25.91 [1.020]	27.94 [1.100]	9	10	3-103634-3
8	7	23.37 [.920]	25.40 [1.000]	8	9	3-103634-2
8	7	18.29 [.720]	20.32 [.800]	6	7	3-103634-1
8	7	15.75 [.620]	17.78 [.700]	5	6	3-103634-0
8	7	5.59 [.220]	7.62 [.300]	1	2	2-103634-9
8	7	41.15 [1.620]	43.18 [1.700]	15	16	2-103634-8
8	7	13.21 [.520]	15.24 [.600]	4	5	2-103634-7
8	7	10.67 [.420]	12.70 [.500]	3	4	2-103634-6
8	7	8.13 [.320]	10.16 [.400]	2	3	2-103634-5
8	7	64.01 [2.520]	66.04 [2.600]	24	25	2-103634-4
8	7	61.47 [2.420]	63.50 [2.500]	23	24	2-103634-3
8	7	58.93 [2.320]	60.96 [2.400]	22	23	2-103634-2
8	7	56.39 [2.220]	58.42 [2.300]	21	22	2-103634-1
8	7	53.85 [2.120]	55.88 [2.200]	20	21	2-103634-0
8	7	51.31 [2.020]	53.34 [2.100]	19	20	1-103634-9
8	7	48.77 [1.920]	50.80 [2.000]	18	19	1-103634-8
8	7	46.23 [1.820]	48.26 [1.900]	17	18	1-103634-7
8	7	43.69 [1.720]	45.72 [1.800]	16	17	1-103634-6
8	7	41.15 [1.620]	43.18 [1.700]	15	16	1-103634-5
8	7	38.61 [1.520]	40.64 [1.600]	14	15	1-103634-4
8	7	36.07 [1.420]	38.10 [1.500]	13	14	1-103634-3
8	7	33.53 [1.320]	35.56 [1.400]	12	13	1-103634-2
8	7	30.99 [1.220]	33.02 [1.300]	11	12	1-103634-1
8	7	28.45 [1.120]	30.48 [1.200]	10	11	1-103634-0
8	7	25.91 [1.020]	27.94 [1.100]	9	10	103634-9
8	7	23.37 [.920]	25.40 [1.000]	8	9	103634-8
8	7	20.83 [.820]	22.86 [.900]	7	8	103634-7
8	7	18.29 [.720]	20.32 [.800]	6	7	103634-6
8	7	15.75 [.620]	17.78 [.700]	5	6	103634-5
8	7	13.21 [.520]	15.24 [.600]	4	5	103634-4
8	7	10.67 [.420]	12.70 [.500]	3	4	103634-3
8	7	8.13 [.320]	10.16 [.400]	2	3	103634-2
8	7	5.59 [.220]	7.62 [.300]	1	2	103634-1

THIS DRAWING IS A CONTROLLED DOCUMENT.

DTN: S. SHUEY 3-5-91
 CDR: L. CASTAGNA 3-27-91
 APVD: L. CASTAGNA 3-27-91

DIMENSIONS: mm [INCHES]

TOLERANCES UNLESS OTHERWISE SPECIFIED:
 0 PLC ± -
 1 PLC ± -
 2 PLC ± -
 3 PLC ± -
 4 PLC ± -
 ANGLES ± -

MATERIAL: HOUSING FINISH: SEE TABLE

WEIGHT: -

CUSTOMER DRAWING

STE TE Connectivity

NAME: HEADER ASSEMBLY, RIGHT ANGLE, SINGLE ROW, 2.54 [.100] C/L 0.64 [.025] SQ POST, WITH PLZN & LATCHING, AMPMODU MTE

APPLICATION SPEC: 108-25034

SIZE: 114-25026

SCALE: 4:1 SHEET 1 OF 1 REV U2