

USB 3.0 to Gigabit Ethernet Adapter

USB31000S/USB31000SW



*actual product may vary from photos

DE: Bedienungsanleitung - de.startech.com

FR: Guide de l'utilisateur - fr.startech.com

ES: Guía del usuario - es.startech.com

IT: Guida per l'uso - it.startech.com

NL: Gebruiksaanwijzing - nl.startech.com

PT: Guia do usuário - pt.startech.com

For the most up-to-date information, please visit: www.startech.com

FCC Compliance Statement

This equipment has been tested and found to comply with the limits for a Class B digital device, pursuant to part 15 of the FCC Rules. These limits are designed to provide reasonable protection against harmful interference in a residential installation. This equipment generates, uses and can radiate radio frequency energy and, if not installed and used in accordance with the instructions, may cause harmful interference to radio communications. However, there is no guarantee that interference will not occur in a particular installation. If this equipment does cause harmful interference to radio or television reception, which can be determined by turning the equipment off and on, the user is encouraged to try to correct the interference by one or more of the following measures:

- Reorient or relocate the receiving antenna.
- Increase the separation between the equipment and receiver.
- Connect the equipment into an outlet on a circuit different from that to which the receiver is connected.
- Consult the dealer or an experienced radio/TV technician for help.

Use of Trademarks, Registered Trademarks, and other Protected Names and Symbols

This manual may make reference to trademarks, registered trademarks, and other protected names and/or symbols of third-party companies not related in any way to StarTech.com. Where they occur these references are for illustrative purposes only and do not represent an endorsement of a product or service by StarTech.com, or an endorsement of the product(s) to which this manual applies by the third-party company in question. Regardless of any direct acknowledgement elsewhere in the body of this document, StarTech.com hereby acknowledges that all trademarks, registered trademarks, service marks, and other protected names and/or symbols contained in this manual and related documents are the property of their respective holders.

Table of Contents

Introduction	1
Packaging Contents	1
System Requirements.....	1
USB31000S/USB31000SW Diagram.....	2
Installation	3
Windows.....	3
Mac OS	3
Verifying Installation	4
Windows.....	4
Mac OS.....	4
Specifications	5
Technical Support	6
Warranty Information	6

Introduction

The USB31000S/ USB31000SW USB 3.0 to Gigabit Ethernet Adapter adds a single RJ45 Ethernet port to a USB-enabled computer system, with support for connecting to Gigabit networks at full bandwidth, unlike USB 2.0 adapters. The USB network adapter is backward compatible with older USB 2.0/1.x computer systems (speed limited by USB bus), making this compact and portable USB Gigabit LAN adapter an ideal replacement network adapter or laptop accessory. With support for features such as Jumbo Frames, VLAN tagging and Wake on LAN (WOL), the adapter is suitable for home and business users alike. The USB31000S/USB31000SW USB 3.0 Gigabit adapter is backed by a StarTech.com 2-year warranty and free lifetime technical support.


Packaging Contents

- 1x USB 3.0 Gigabit Adapter
- 1x Driver CD
- 1x Instruction Manual

System Requirements

- USB enabled computer system with available USB 3.0 port
- Windows® 8 (32/64bit), 7 (32/64), Vista(32/64), XP(32/64)
Windows® Server 2008 R2, 2003(32/64)
Mac OS 10.6 - 10.8
Linux Kernel 2.6.25 - 3.5.0

USB31000S/USB31000SW Diagram

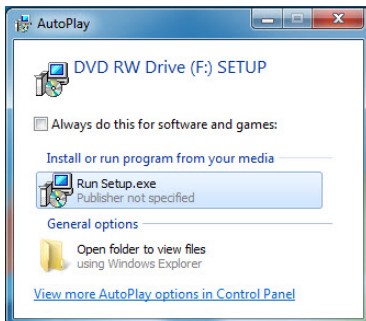


*Black model shown

Installation

Windows

1. Connect the USB 3.0 Network Adapter to an available USB port.
2. Insert the provided CD into your DVD/CD-ROM drive.
3. Run the **Setup.exe** application from the Autoplay menu. If Autoplay is disabled on your system, browse to your CD/DVD drive and run the application.



4. Follow the on-screen instructions to complete the installation.

NOTE: You may be prompted to restart once the install completes.

Mac OS

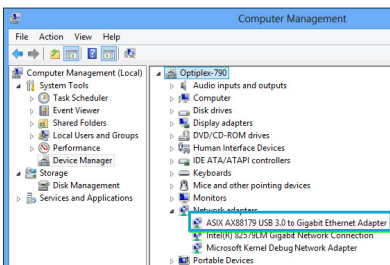
1. Connect the USB 3.0 Network Adapter to an available USB port.
2. Insert the provided CD into your DVD/CD-ROM drive.
3. Browse to the "Mac\AX88179_178A_Macintosh_10.6_to_10.8_Driver_v1.4.0_Binary_20130423\" folder on the disc.
4. Mount the **AX88179_178A.dmg** file, and then run the **AX88179_178A.pkg** application to start the install.
5. Follow the on-screen instructions to complete the installation.

NOTE: You may be prompted to restart once the install completes.

Verifying Installation

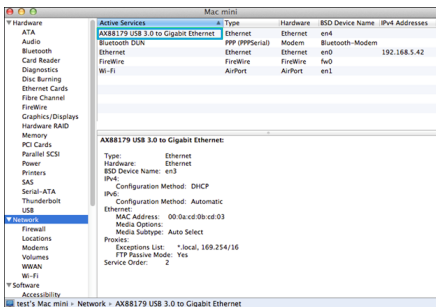
Windows

1. Open the *Device Manager* by right-clicking on **Computer**, and then select **Manage**. In the new *Computer Management* window, select **Device Manager** from the left window panel (For Windows 8, open the **Control Panel** and select **Device Manager**).
2. Expand the “Network adapters” section. On a successful install, you should see the following devices installed with no exclamation points or question marks.



Mac OS

1. Open the *System Profiler* by clicking the Apple symbol in the top left corner, selecting **About this Mac**, then select **System Report**
2. Expand the “Network” section. With the adapter connected, you should see the following device in the list.



Specifications

Host Interface	USB 3.0
Chipset ID	ASIX AX88179
Connectors	1x RJ45 Ethernet female 1x USB 3.0 type A male
LEDs	1x Link 1x Activity
Supported Network Standards	IEEE 802.3i/802.3u/802.3ab
Compatible Networks	10/100/1000 Mbps
Auto MDIX Support	Yes
Full Duplex Support	Yes
Enclosure Material	Plastic
Power Adapter	USB powered
Operating Temperature	0°C ~ 40°C (32°F ~ 104°F)
Storage Temperature	-20°C ~ 60°C (-4°F ~ 140°F)
Humidity	< 80% RH
Dimensions	67.0mm x 26.0mm x 15.5mm
Weight	27g
Compatible Operating System	Windows® 8 (32/64bit), 7 (32/64), Vista(32/64), XP(32/64) Windows® Server 2008 R2, 2003(32/64) Mac OS 10.6 - 10.8 Linux Kernel 2.6.25 - 3.5.0

Technical Support

StarTech.com's lifetime technical support is an integral part of our commitment to provide industry-leading solutions. If you ever need help with your product, visit www.startech.com/support and access our comprehensive selection of online tools, documentation, and downloads.

For the latest drivers/software, please visit www.startech.com/downloads

Warranty Information

This product is backed by a two year warranty.

In addition, StarTech.com warrants its products against defects in materials and workmanship for the periods noted, following the initial date of purchase. During this period, the products may be returned for repair, or replacement with equivalent products at our discretion. The warranty covers parts and labor costs only. StarTech.com does not warrant its products from defects or damages arising from misuse, abuse, alteration, or normal wear and tear.

Limitation of Liability

In no event shall the liability of StarTech.com Ltd. and StarTech.com USA LLP (or their officers, directors, employees or agents) for any damages (whether direct or indirect, special, punitive, incidental, consequential, or otherwise), loss of profits, loss of business, or any pecuniary loss, arising out of or related to the use of the product exceed the actual price paid for the product. Some states do not allow the exclusion or limitation of incidental or consequential damages. If such laws apply, the limitations or exclusions contained in this statement may not apply to you.

Hard-to-find made easy. At StarTech.com, that isn't a slogan. It's a promise.

StarTech.com is your one-stop source for every connectivity part you need. From the latest technology to legacy products — and all the parts that bridge the old and new — we can help you find the parts that connect your solutions.

We make it easy to locate the parts, and we quickly deliver them wherever they need to go. Just talk to one of our tech advisors or visit our website. You'll be connected to the products you need in no time.

Visit www.startech.com for complete information on all StarTech.com products and to access exclusive resources and time-saving tools.

StarTech.com is an ISO 9001 Registered manufacturer of connectivity and technology parts. StarTech.com was founded in 1985 and has operations in the United States, Canada, the United Kingdom and Taiwan servicing a worldwide market.