



Connectors > Connector Accessories > Connector Backshells



Connector Backshell Product Style: **Shielded**

Connector Backshell Product Type: **Backshell**

Body Orientation: **Straight**

Compatible With Connector Shell Size: **3**

Number of Positions: **25**

Features

Product Type Features

Connector Backshell Product Style	Shielded
Connector Backshell Product Type	Backshell

Configuration Features

Number of Positions	25
---------------------	----

Body Features

Cable Exit Angle	180°
------------------	------

Housing Features

Body Orientation	Straight
Compatible With Connector Shape	D-Shaped

Dimensions

Compatible Insulation Diameter Range	4 – 13 mm[.158 – .512 in]
--------------------------------------	---------------------------

Operation/Application

Compatible With Connector Shell Size	3
--------------------------------------	---

Product Compliance

For compliance documentation, visit the product page on TE.com>



EU RoHS Directive 2011/65/EU	Compliant
EU ELV Directive 2000/53/EC	Compliant with Exemptions
China RoHS 2 Directive MIIT Order No 32, 2016	No Restricted Materials Above Threshold
EU REACH Regulation (EC) No. 1907/2006	Current ECHA Candidate List: JAN 2025 (247) Candidate List Declared Against: JUNE 2024 (241) Does not contain REACH SVHC
Halogen Content	Low Halogen - Br, Cl, F, I < 900 ppm per homogenous material. Also BFR/CFR/PVC Free
Solder Process Capability	Not applicable for solder process capability

Product Compliance Disclaimer

This information is provided based on reasonable inquiry of our suppliers and represents our current actual knowledge based on the information they provided. This information is subject to change. The part numbers that TE has identified as EU RoHS compliant have a maximum concentration of 0.1% by weight in homogenous materials for lead, hexavalent chromium, mercury, PBB, PBDE, DBP, BBP, DEHP, DIBP, and 0.01% for cadmium, or qualify for an exemption to these limits as defined in the Annexes of Directive 2011/65/EU (RoHS2). Finished electrical and electronic equipment products will be CE marked as required by Directive 2011/65/EU. Components may not be CE marked. Additionally, the part numbers that TE has identified as EU ELV compliant have a maximum concentration of 0.1% by weight in homogenous materials for lead, hexavalent chromium, and mercury, and 0.01% for cadmium, or qualify for an exemption to these limits as defined in the Annexes of Directive 2000/53/EC (ELV). Regarding the REACH Regulation, the information TE provides on SVHC in articles for this part number is based on the latest European Chemicals Agency (ECHA) 'Guidance on requirements for substances in articles' posted at this URL: <https://echa.europa.eu/guidance-documents/guidance-on-reach>

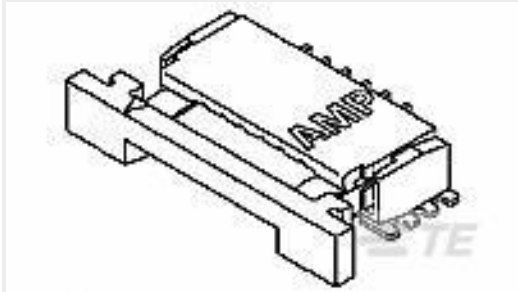
Compatible Parts




Customers Also Bought



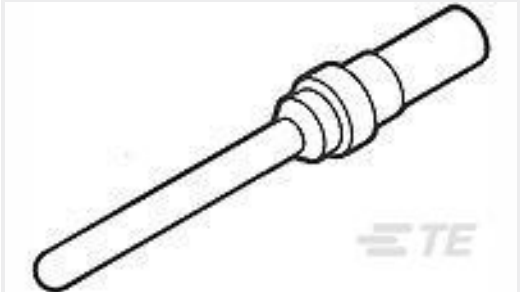
TE Part #53401-1
TERMINAL,PIDG PVF2 R 26-24 4



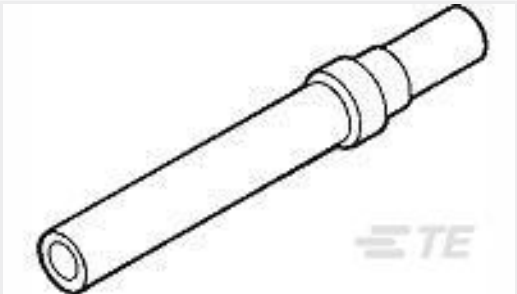
TE Part #2-84952-0
1MM FPC HORZ.BTTM CONT.ASS.20P



TE Part #1-87215-2
06 MODII HDR DRST UNSHRD .100



TE Part #206794-4
PIN CONTACT, SZ 20



TE Part #206795-3
AMPLIMITE,SKT CONT ASY,SZ 20



TE Part #5-1478762-3
Metal backshell 25 way Top Ent



TE Part #3-1676480-2
CRG0402 1% 20K



TE Part #1-2176326-4
CRGP 0603 120R 1%



TE Part #1-2308346-5
FULL METAL HOODS SIZE 5 - 5 (RAW)



TE Part #6609106-8
PS0SXSH60=C1056

Documents

Product Drawings

METAL BACKSHELL 25 WAY TOP ENTRY

English

METAL BACKSHELL 25 WAY TOP ENTRY

English

METAL BACKSHELL 25 WAY TOP ENTRY

English

CAD Files

3D PDF

3D

Customer View Model

ENG_CVM_CVM_6-1478762-7_G_c-6-1478762-7-g.2d_dxf.zip

English

Customer View Model

ENG_CVM_CVM_6-1478762-7_G_c-6-1478762-7-g.3d_igs.zip

English

Customer View Model

6-1478762-7

Shielded, Backshell, Straight, 3 Shell Size, 25 Position



ENG_CVM_CVM_6-1478762-7_G_c-6-1478762-7-g.3d_stp.zip

English

By downloading the CAD file I accept and agree to the [Terms and Conditions](#) of use.