




Connectors > Lighting Connectors > Plug & Socket Lighting Connectors



Connector System: **Cable-to-Cable**
Number of Positions: **7**
Sealable: **No**
Connector & Contact Terminates To: **Wire & Cable**
Lighting Connector Style: **Outlet**

Features

Product Type Features

Connector System	Cable-to-Cable
Sealable	No
Connector & Contact Terminates To	Wire & Cable
Lighting Connector Style	Outlet
Connector Product Type	Connector Assembly

Configuration Features

Keying Arrangement	HV-1
Number of Positions	7

Electrical Characteristics

Operating Voltage	250 VAC
-------------------	---------

Body Features

Primary Product Color	White
-----------------------	-------

Contact Features

--	--



Contact Type	Pin
--------------	-----

Mechanical Attachment

Connector Mounting Type	Cable Mount (Free-Hanging)
-------------------------	----------------------------

Operation/Application

Circuit Application	Power
---------------------	-------

Industry Standards

Compatible With Agency/Standards Products	VDE
---	-----

Packaging Features

Packaging Method	Box
------------------	-----

Product Compliance

For compliance documentation, visit the product page on TE.com>

EU RoHS Directive 2011/65/EU	Compliant
EU ELV Directive 2000/53/EC	Compliant
China RoHS 2 Directive MIIT Order No 32, 2016	No Restricted Materials Above Threshold
EU REACH Regulation (EC) No. 1907/2006	Current ECHA Candidate List: JAN 2025 (247) Candidate List Declared Against: JAN 2025 (247) Does not contain REACH SVHC
Halogen Content	Not Low Halogen - contains Br or Cl > 900 ppm.
Solder Process Capability	Not applicable for solder process capability

Product Compliance Disclaimer

This information is provided based on reasonable inquiry of our suppliers and represents our current actual knowledge based on the information they provided. This information is subject to change. The part numbers that TE has identified as EU RoHS compliant have a maximum concentration of 0.1% by weight in homogenous materials for lead, hexavalent chromium, mercury, PBB, PBDE, DBP, BBP, DEHP, DIBP, and 0.01% for cadmium, or qualify for an exemption to these limits as defined in the Annexes of Directive 2011/65/EU (RoHS2). Finished electrical and electronic equipment products will be CE marked as required by Directive 2011/65/EU. Components may not be CE marked. Additionally, the part numbers that TE has identified as EU ELV compliant have a maximum concentration of 0.1% by weight in homogenous materials for lead, hexavalent chromium, and mercury, and 0.01% for cadmium, or qualify for an exemption to these limits as defined in the Annexes of Directive 2000/53/EC (ELV). Regarding the REACH Regulation, the information TE provides on SVHC in articles for this part number is based on the latest European Chemicals Agency (ECHA) ‘Guidance on requirements for substances in articles’ posted at this URL: <https://echa.europa.eu/guidance-documents/guidance-on-reach>

Compatible Parts





TE Part # 1740316-1
NECTOR S CODING RING



TE Part # 1740315-1
NECTOR S COVER FOR DISTRIBUTOR 6,7 POS


Also in the Series | NECTOR S




Insertion & Extraction Tools(3)



Plug & Socket Lighting Connector Accessories(38)



Plug & Socket Lighting Connectors(30)



Power Terminals(4)

Customers Also Bought



TE Part #1740262-2
NECTOR S OUTLET HV-1 BLACK



TE Part #293300-3
NECTOR S BUS BAR ASSY HV-1 WHITE



TE Part #1740316-1
NECTOR S CODING RING



TE Part #1740317-3
NECTOR S DISTRIBUTOR ASSY 6 POS BLACK



TE Part #293234-3
NECTOR S T SPLITTER



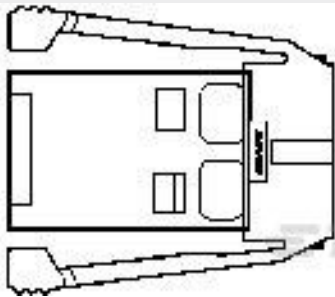
TE Part #1740315-2
NECTOR S COVER FOR DISTRIBUTOR 6,7 POS



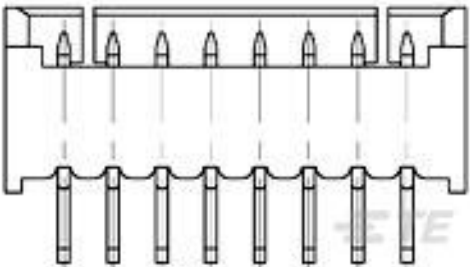
TE Part #154672-2
RING TONGUE .126 DIA 20-16 AWG TPST



TE Part #1622450-2
LR1 1% 36K5



TE Part #5-520532-3
8 SDL RND PLUG ASSY 36 SERIES



TE Part #1734598-8
1.25 WTB HDR DIP, 8 POS



Documents

Product Drawings

NECTOR S DISTRIBUTOR ASSY 7 POS WHITE

English

CAD Files

Customer View Model

ENG_CVM_1740317-2_C.3d_igs.zip

English

Customer View Model

ENG_CVM_1740317-2_C.3d_stp.zip

English

Customer View Model

ENG_CVM_1740317-2_C.2d_dxf.zip

English

3D PDF

English

3D PDF

3D

Customer View Model

ENG_CVM_CVM_1740317-2_D.2d_dxf.zip

English

Customer View Model

ENG_CVM_CVM_1740317-2_D.3d_igs.zip

English

Customer View Model

ENG_CVM_CVM_1740317-2_D.3d_stp.zip

English

By downloading the CAD file I accept and agree to the [Terms and Conditions](#) of use.

Datasheets & Catalog Pages

NECTOR_S_LINE_CONNECTOR_BROCHURE

English

Product Specifications

Application Specification

English