



## Main

Range	TeSys
Product name	TeSys GV4
Device short name	GV4P
Product or component type	Multifunction circuit breaker
Device application	Motor
Poles description	3P
Utilisation category	Category A
Trip unit technology	Electronic Thermal-magnetic
Protection type	Overload Jam Locked rotor Phase loss Long start Ground fault protection Short time short-circuit protection Phase unbalance Short-circuit
Motor tripping class	20 10
[In] rated current	50 A
Breaking capacity	65 kA at 208Y/120 V AC 50/60 Hz according to UL 60947 65 kA at 240 V AC 50/60 Hz according to UL 60947 35 kA at 480Y/277 V AC 50/60 Hz according to UL 60947 [Icu] : 100 kA at 220...240 V AC 50/60 Hz according to IEC 60947-2 [Icu] : 50 kA at 380...415 V AC 50/60 Hz according to IEC 60947-2 [Icu] : 50 kA at 440 V AC 50/60 Hz according to IEC 60947-2 [Icu] : 15 kA at 525 V AC 50/60 Hz according to IEC 60947-2 [Icu] : 8 kA at 660...690 V AC 50/60 Hz according to IEC 60947-2 [Icu] : 25 kA at 500 V AC 50/60 Hz according to IEC 60947-2 18 kA at 600Y/347 V AC 50/60 Hz according to UL 60947
[Ics] rated service breaking capacity	100 kA : at 220...240 V AC 50/60 Hz according to IEC 60947-2 50 kA : at 380...415 V AC 50/60 Hz according to IEC 60947-2 50 kA : at 440 V AC 50/60 Hz according to IEC 60947-2

25 kA : at 500 V AC 50/60 Hz according to IEC 60947-2  
 15 kA : at 525 V AC 50/60 Hz according to IEC 60947-2  
 2 kA : at 660...690 V AC 50/60 Hz according to IEC 60947-2

Trip unit rating	20...50 A
Control type	Toggle

## Complementary

Communication port protocol	NFC
[Ue] rated operational voltage	690 V AC 50/60 Hz conforming to IEC 60947-2
Motor power kW	11 kW at 400...415 V AC 50/60 Hz 15 kW at 400...415 V AC 50/60 Hz 15 kW at 500 V AC 50/60 Hz 22 kW at 400...415 V AC 50/60 Hz 22 kW at 500 V AC 50/60 Hz 22 kW at 660...690 V AC 50/60 Hz 30 kW at 500 V AC 50/60 Hz 30 kW at 660...690 V AC 50/60 Hz 37 kW at 660...690 V AC 50/60 Hz 45 kW at 660...690 V AC 50/60 Hz 18.5 kW at 400...415 V AC 50/60 Hz 18.5 kW at 500 V AC 50/60 Hz 18.5 kW at 660...690 V AC 50/60 Hz
[Uimp] rated impulse withstand voltage	8 kV according to IEC 60947-2
[Ui] rated insulation voltage	800 V conforming to IEC 60947-2
Mounting mode	By screws By clips
Mounting support	35 mm symmetrical DIN rail Plate 75 mm symmetrical DIN rail
Suitability for isolation	Yes according to IEC 60947-1
Mechanical durability	40000 cycles
Electrical durability	10000 cycles for AC-3 at 440 V In 20000 cycles for AC-3 at 440 V In/2
Local signalling	Green flag for presence of auxiliary contacts
Number of slots	1 slot(s) for alarm switch fault signalling contact (plug-in) 1 slot(s) for voltage release electrical remote tripping (plug-in) 1 slot(s) for auxiliary switch open/close contact (plug-in)
Connection pitch	27 mm
Connections - terminals	Lugs-ring terminals
Tightening torque	9 N.m for 16...95 mm <sup>2</sup> 5 N.m for 1.5...10 mm <sup>2</sup>
Quality labels	CE
Standards	EN/IEC 60947-4-1 EN/IEC 60947-2 UL 60947-4-1 CSA C22.2 No 60947-4-1
Height	155 mm
Width	81 mm
Depth	116 mm
Product weight	1.45 kg
Colour	Grey (RAL 7016)




## Environment

Product certifications	IEC
Tropicalisation	2 according to IEC 68-2
IP degree of protection	IP40 (front face) according to IEC 60529
IK degree of protection	IK07 according to IEC 62262
Pollution degree	3 according to IEC 60947-1
Mechanical robustness	Shocks 15 Gn for 11 ms according to IEC 60068-2-27 Vibrations +/- 1 mm for 2...13.2 Hz according to IEC 60068-2-6

Vibrations 0.7 gn for 13.2...100 Hz according to IEC 60068-2-6

Ambient air temperature for operation	-25...70 °C
Ambient air temperature for storage	-50...85 °C
Operating altitude	> 2000...5000 m with derating 2000 m without derating

### Offer Sustainability

Sustainable offer status	Green Premium product
RoHS (date code: YYWW)	Compliant - since 1736 - Schneider Electric declaration of conformity  <a href="#">Schneider Electric declaration of conformity</a>
REACH	Reference not containing SVHC above the threshold <a href="#">Reference not containing SVHC above the threshold</a>
Product environmental profile	Available  <a href="#">Product environmental</a>
Product end of life instructions	Available  <a href="#">End of life manual</a>