

5120794-1 ✓ ACTIVE

Z-PACK | Z-PACK HS3

TE Internal #: 5120794-1

50 Position High Speed Backplane Connector, 10 Row, 5 Column,
PCB Mount Receptacle, Right Angle, Unshrouded, 2 mm [.079 in]
Centerline, Z-PACK HS3

[View on TE.com >](#)



Connectors > PCB Connectors > Backplane Connectors > High Speed Backplane Connectors



Number of Positions: **50**

Row-to-Row Spacing: **2 mm [.078 in]**

Mating Alignment: **With**

Mating Alignment Type: **Polarization**

Number of Rows: **10**

Features

Product Type Features

Connector & Contact Terminates To	Printed Circuit Board
Connector System	Board-to-Board
Backplane Module Type	Right
PCB Connector Type	PCB Mount Receptacle
Shroud Style	Unshrouded

Configuration Features

Number of Signal Positions	50
Backplane Architecture	Traditional Backplane
Stackable	No
Number of Positions	50
Number of Rows	10
Number of Columns	5
PCB Mount Orientation	Right Angle

Electrical Characteristics

Operating Voltage	250 VAC
-------------------	---------

Signal Characteristics

Number of Differential Pairs per Column	5
---	---

Body Features



Shield Material	Phosphor Bronze
Guide Pin Style	Universal Power Module
Primary Product Color	Black

Contact Features

Contact Underplating Material	Nickel
PCB Contact Termination Area Plating Material Finish	Matte
Contact Mating Area Plating Material Thickness	.5 μm [19.68 μin]
Contact Shape & Form	Dual Beam
Contact Mating Area Plating Material	Tin (Sn)
Contact Base Material	Copper Alloy
PCB Contact Termination Area Plating Material	Tin
Contact Type	Receptacle
Contact Current Rating (Max)	1.15 A

Termination Features

Termination Method to PCB	Through Hole - Press-Fit
Termination Post & Tail Length	2.1 mm[.083 in]

Mechanical Attachment

Guide Hardware	Without
PCB Mount Retention	With
Mating Retention	Without
PCB Mount Retention Type	Action/Compliant Tail
Mating Alignment	With
Mating Alignment Type	Polarization
Connector Mounting Type	Board Mount

Housing Features

Number of Shrouded Sides	0
Housing Material	Polyester GF
Centerline (Pitch)	2 mm[.079 in]

Dimensions

Connector Width	28.67 mm[.831 in]
PCB Thickness (Recommended)	1.4 mm[.055 in]
PCB Hole Diameter	.05 mm



Connector Height	11.95 mm[.47 in]
------------------	------------------

Connector Length	21.62 mm[.851 in]
------------------	-------------------

Row-to-Row Spacing	2 mm[.078 in]
--------------------	---------------

Usage Conditions

Operating Temperature Range	-65 – 105 °C[-85 – 221 °F]
-----------------------------	----------------------------

Operation/Application

Circuit Application	Signal
---------------------	--------

Industry Standards

UL Flammability Rating	UL 94V-0
------------------------	----------

Packaging Features

Packaging Method	Tube
------------------	------

Product Compliance

[For compliance documentation, visit the product page on TE.com>](#)

EU RoHS Directive 2011/65/EU	Compliant
------------------------------	-----------

EU ELV Directive 2000/53/EC	Compliant
-----------------------------	-----------

China RoHS 2 Directive MIIT Order No 32, 2016	有害物质含量符合标准要求 No Restricted Substance(s) Above Threshold
---	---

EU REACH Regulation (EC) No. 1907/2006	Current ECHA Candidate List: JUNE 2025 (250) Candidate List Declared Against: JUNE 2025 (250) Does not contain REACH SVHC
--	---

Halogen Content	Low Halogen - Br, Cl, F < 900 ppm per homogenous material. Also BFR/CFR/PVC Free
-----------------	--

Solder Process Capability	Not applicable for solder process capability
---------------------------	--

Product Compliance Disclaimer

This information is provided based on reasonable inquiry of our suppliers and represents our current actual knowledge based on the information they provided. This information is subject to change. The part numbers that TE has identified as EU RoHS compliant have a maximum concentration of 0.1% by weight in homogenous materials for lead, hexavalent chromium, mercury, PBB, PBDE, DBP, BBP, DEHP, DIBP, and 0.01% for cadmium, or qualify for an exemption to these limits as defined in the Annexes of Directive 2011/65/EU (RoHS2). Finished electrical and electronic equipment products will be CE marked as required by Directive 2011/65/EU. Components may not be CE marked. Additionally, the part numbers that TE has identified as EU ELV compliant have a maximum concentration of 0.1% by weight in homogenous materials for lead, hexavalent chromium, and mercury, and 0.01% for cadmium, or qualify for an exemption to these limits as defined in the Annexes of Directive 2000/53/EC (ELV). Regarding the REACH Regulation, the information TE provides on SVHC in articles for this part number is based on the latest European Chemicals Agency (ECHA) 'Guidance on requirements for substances in articles' posted at this URL: <https://echa.europa.eu/guidance-documents/guidance-on-reach>



Compatible Parts



TE Part # 5120670-2
Z-PACK HS3 HDR ASY 10R 50P



TE Part # 5120670-1
Z-PACK HS3 HDR ASY 10R 50P



TE Part # 5120752-1
Z-PACK HS3 HDR ASY 10R 50P


Also in the Series | Z-PACK HS3



Connector Caps & Covers(2)



Connector Hardware(1)



High Speed Backplane Connectors(39)

Customers Also Bought




TE Part #CAT-D48-ST273
DEUTSCH Connector Solid Contacts



TE Part #CAT-D487-W416
Wedglocks: DEUTSCH DT



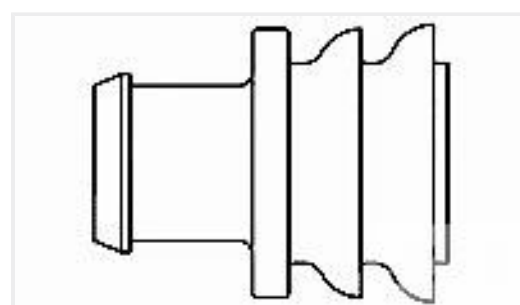
TE Part #DT04-2P
REC, 2P, GRY, N



TE Part #114017-ZZ
SEALING PLUG, SIZE 12/16, WHT



TE Part #DT06-2S
PLG, 2P, GRY, N



TE Part #281934-2
SINGLE WIRE SEAL



TE Part #CAT-AM71-CH8172
AMP SUPERSEAL 1.5MM,
CONNECTOR HOUSING

Documents

Product Drawings

ZP HS3 DB 10R REC 050P RT PD P

English



CAD Files

3D PDF

English

Customer View Model

[ENG_CVM_5120794-1_O1.2d_dxf.zip](#)

English

Customer View Model

[ENG_CVM_5120794-1_O1.3d_igs.zip](#)

English

Customer View Model

[ENG_CVM_5120794-1_O1.3d_stp.zip](#)

English

By downloading the CAD file I accept and agree to the [Terms and Conditions](#) of use.

Product Specifications

Application Specification

English