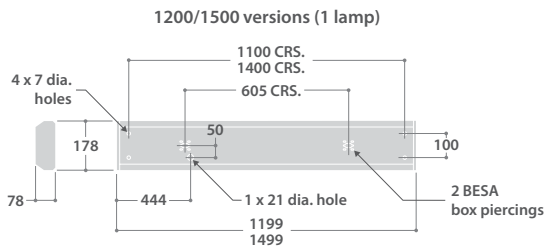
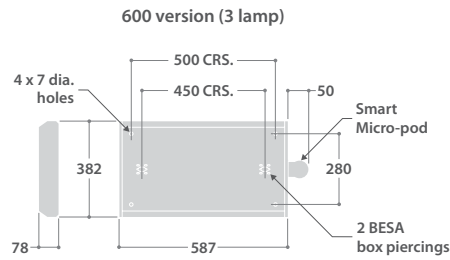
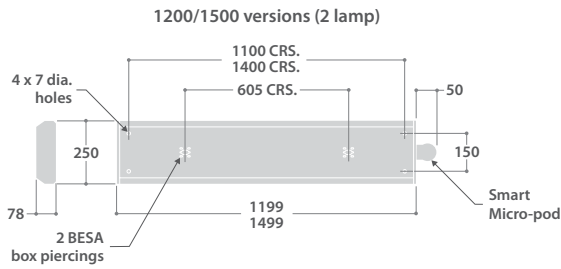




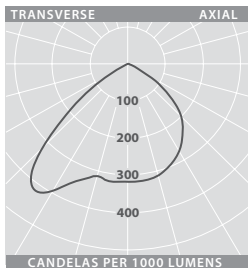
## DIMENSIONS



## PHOTOMETRIC GUIDE

### 1 x 35W LG7:2005

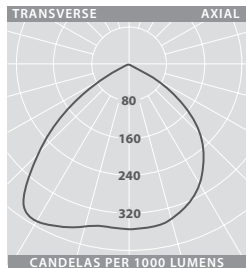
D.L.O.R. 83%



FACTOR:  
1 x 49W = 1.03

### 3 x 14W LG7:2005

D.L.O.R. 85%

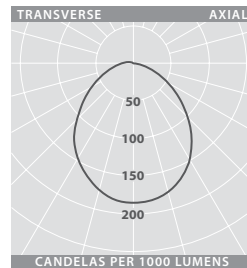


FACTOR:  
2 x 28W = 1.00  
2 x 35W = 0.98  
2 x 49W = 0.98

### 2 x 28W DAYLITE

D.L.O.R. 46%

U.L.O.R. 2%



FACTOR:  
2 x 35W = 1.00



**SPECIFICATION**

- Steel body finished full polyester, non-yellowing white
- LG7:2005 louvre versions
- Vibrant appearance LG7:2005 louvres made from high reflectivity Miro aluminium
- Finger print resistant coating on louvre
- Perforated body creates soft modelling
- Smart versions with intelligent lighting control

**Daylite version**

- Daylite polarising panel provides improved vision and virtually eliminates reflections
- Ideal for VDT intensive environments



Smart version



Daylite version

**RANGE**

	NOMINAL SIZE (mm)	LAMP	LG7:2005 VERSION	APPROX. kg	DAYLITE VERSION	APPROX. kg	CIRCUIT
SMART	600	3 x 14W T5	<b>CL 13263D</b>	4.4			
	1200	2 x 28W T5	<b>CL 13265D</b>	5.4	<b>CL 13581D</b>	6.8	
	1500	2 x 35W T5	<b>CL 13267D</b>	6.7	<b>CL 13582D</b>	8.4	
STANDARD	600	3 x 14W T5	<b>CL 11414</b>	4.3			J/D/T
	1200	2 x 28W T5	<b>CL 11283</b>	5.3	<b>CL 11614</b>	6.7	J/D/T
		1 x 35W T5	<b>CL 12587</b>	4.9			J/D/T
		2 x 35W T5	<b>CL 11285</b>	6.6	<b>CL 11615</b>	8.3	J/D/T
	1500	1 x 49W T5	<b>CL 12589</b>	4.9			J/D/T
		2 x 49W T5	<b>CL 11339</b>	6.6			J/D/T

CIRCUIT TYPE - suffix catalogue number with:

**J** - non-dimming (HF fluorescent) / **D** - dimming (1-10V) / **T** - dimming (DSI) e.g. **CL 11414J** etc.

Smart versions use digital dimming gear and are always suffixed **D**

EMERGENCY VERSION - prefix catalogue number with:

**ECL** - Emergency / **TCL** - AutoTest e.g. **ECL 11414J** etc.

Emergency and AutoTest versions add 0.7kg to weights listed.

**NOTE: Louvres are specific to this range**

Lamps must be ordered separately

Web Link: Smart System