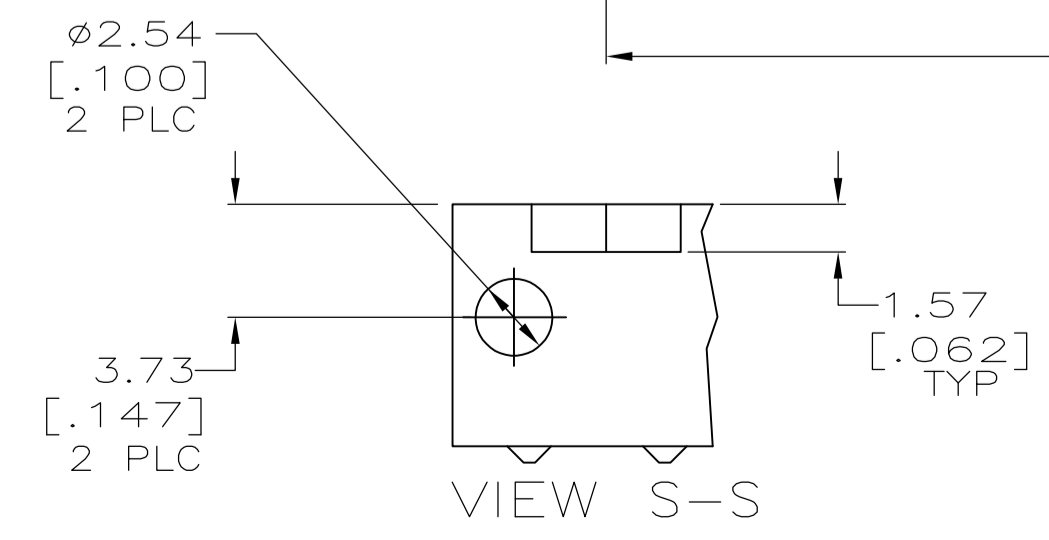
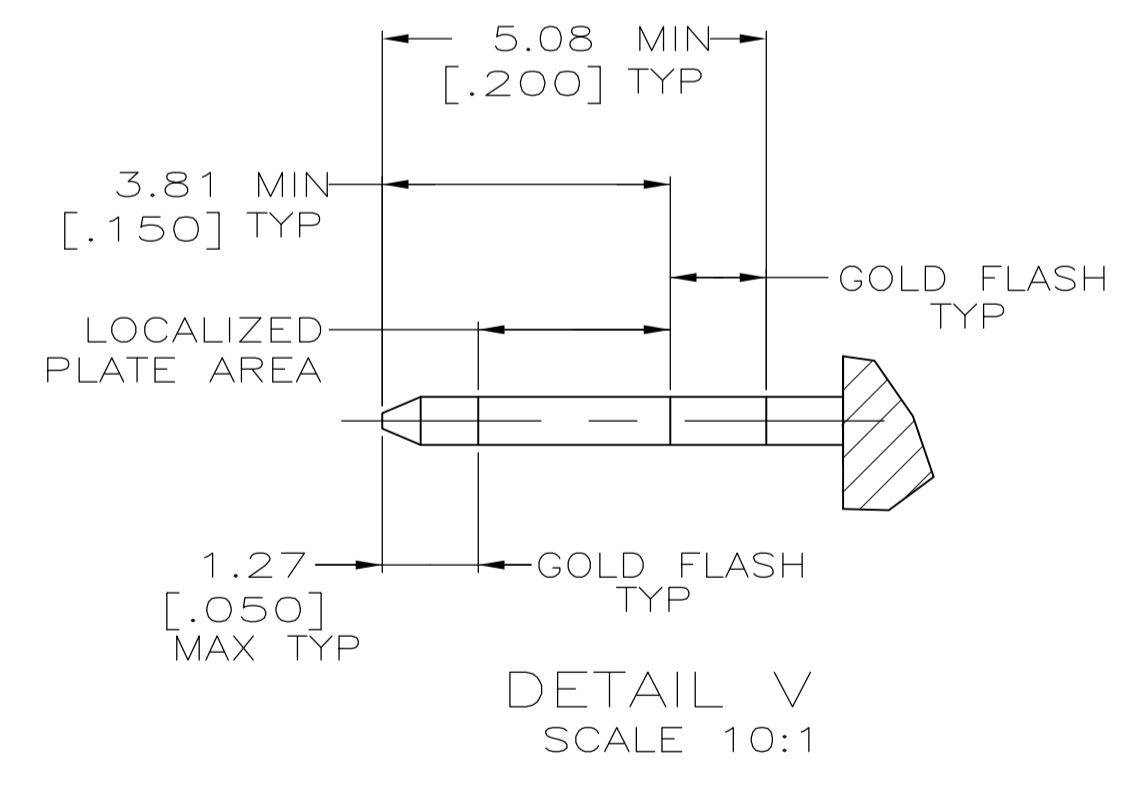
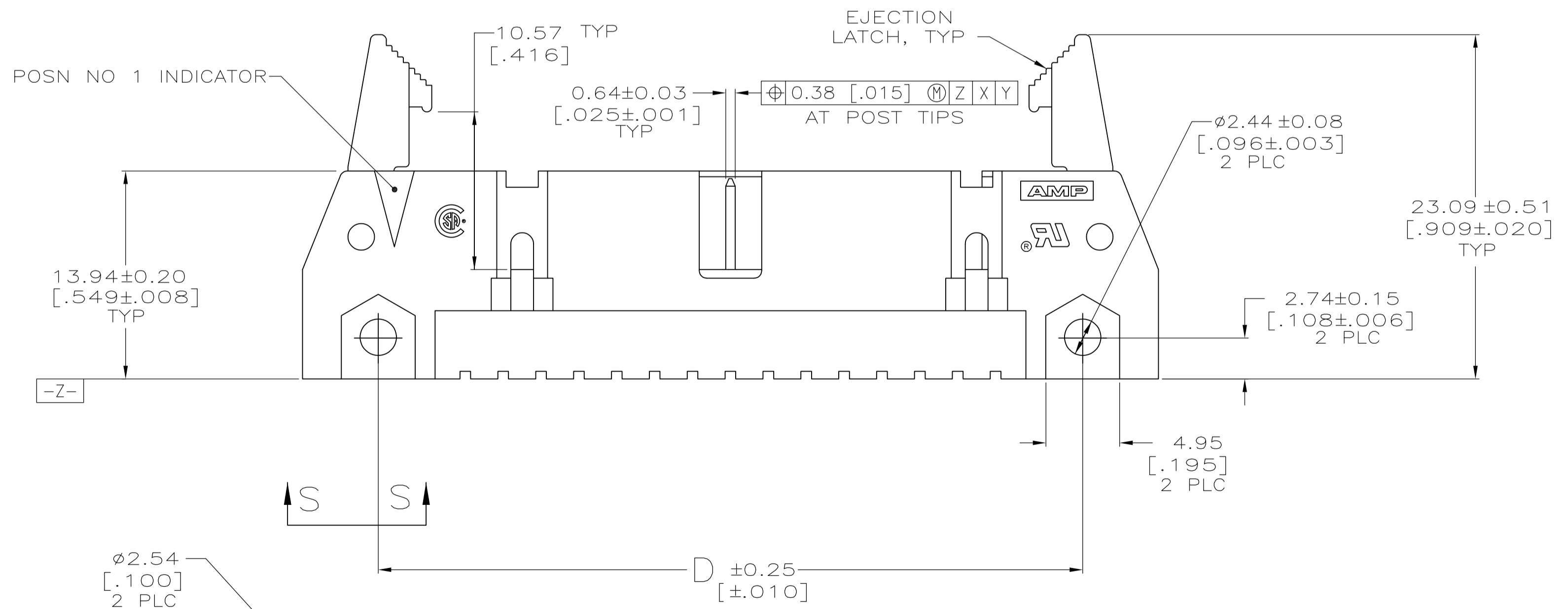
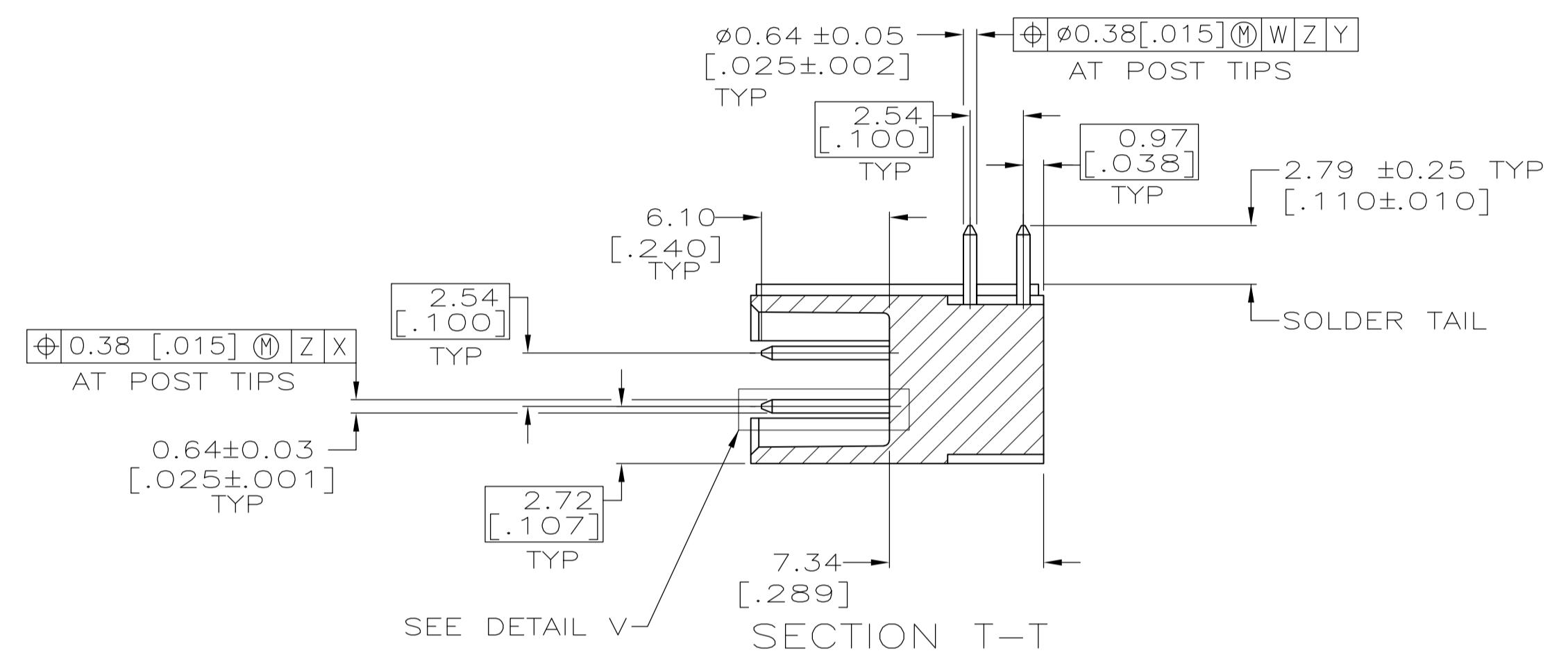
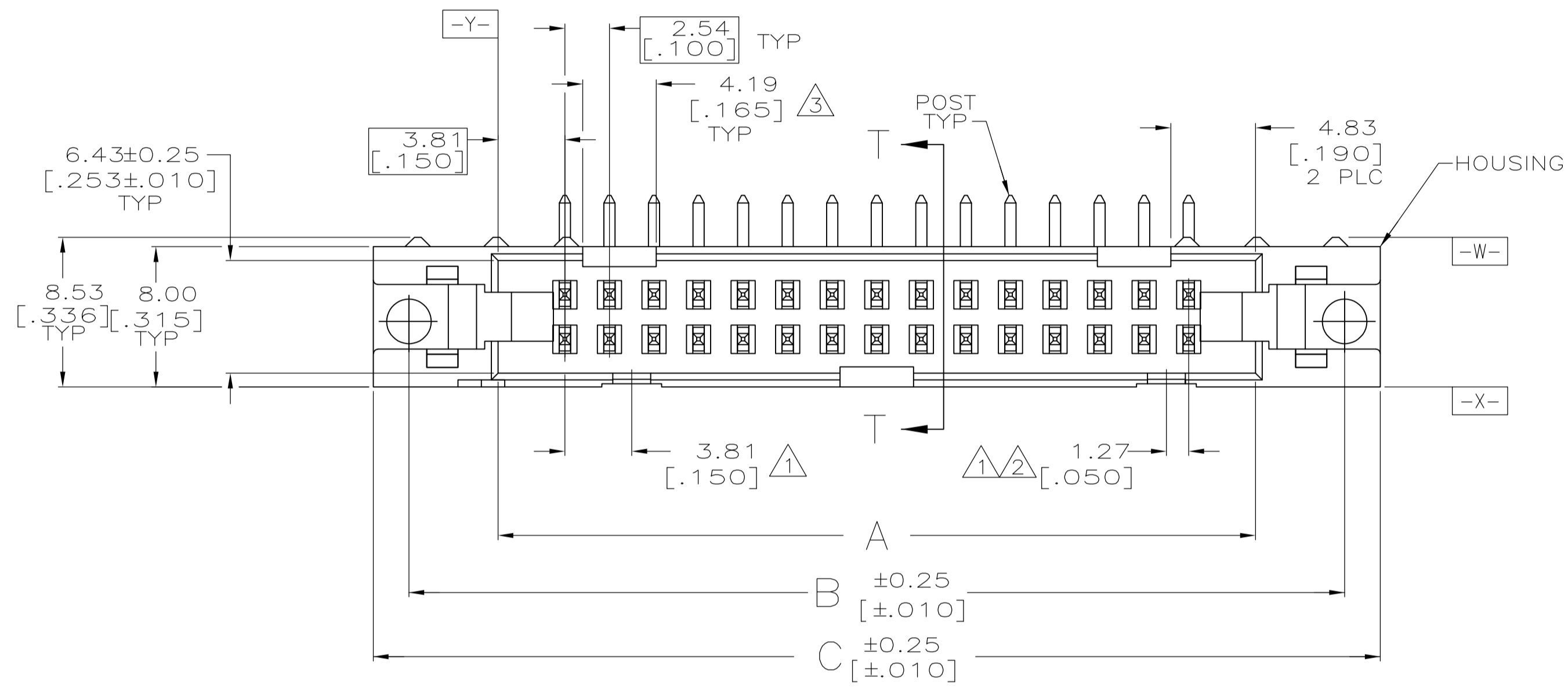


EJECTION LATCHES OMITTED IN THIS VIEW FOR CLARITY



SEE SHEET 2 FOR TABLE & NOTES

THIS DRAWING IS A CONTROLLED DOCUMENT.		DIN L VARELA - DOCKS 01-07-05		TE Connectivity	
DIMENSIONS: mm [INCHES]		CHK S BOLASH 01-07-05			
TOLERANCES UNLESS OTHERWISE SPECIFIED:		APPD M WALMSLEY 01-07-05		NAME	
0 PLC ± -		PRODUCT SPEC		HEADER ASSY, UNIVERSAL, AMP-LATCH	
1 PLC ± -		APPLICATION SPEC		108-40018	
2 PLC ± 0.13[.005]		SIZE		A1	
3 PLC ± -		CASE CODE		00779	
4 PLC ± -		DRAWING NO		5499345	
ANGLES ± -		WEIGHT		CUSTOMER DRAWING	
MATERIAL		FINISH		SCALE 4:1 SHEET 1 OF 2 REV F1	

- ① COORDINATE DIMENSION APPLIES FROM BASIC LOCATION.
- ② 10 AND 14 POSITION SIZES CONTAIN ONLY ONE SLOT FOR SNAP-IN POLARIZER (MILITARY POLARIZATION) LOCATED AS SHOWN.
- ③ 10 POSITION SIZES CONTAIN ONLY ONE SLOT FOR DUAL POLARIZATION, LOCATED AS SHOWN.
- 4. RECOMMENDED PRINTED CIRCUIT BOARD THICKNESS IS 1.57 [.062].
- ⑤ DISTANCE REQUIRED BY EJECTION LATCHES IN THE OPEN POSITION.
- ⑥ HOUSING & LATCHES: GLASS FILLED NYLON OR POLYESTER, UL94V-0 RATED, SEE TABLE FOR COLOR. POSTS: BRASS.
- ⑦ POSTS: GOLD FLASH OVER PALLADIUM-NICKEL PLATE, 0.76μm[.000030] MIN TOTAL ON THE LOCALIZED PLATE AREA, 2.54μm[.000100] MIN TIN PLATE ON THE SOLDER-TAIL, 1.27μm[.000050] MIN NICKEL UNDERPLATE ON THE ENTIRE POST.
 -OR-
 0.76μm[.000030] MIN GOLD PLATE ON THE LOCALIZED PLATE AREA, 2.54μm[.000100] MIN TIN PLATE ON THE SOLDER-TAIL, 1.27μm[.000050] MIN NICKEL UNDERPLATE ON THE ENTIRE POST.
- ⑧ DATUMS -M- & -N- TO BE ESTABLISHED BY CUSTOMER.

OBSOLETE	53.34 [2.100]	65.02 [2.560]	65.02 [2.560]	75.18 [2.960]	71.12 [2.800]	60.96 [2.400]	BLUE	44	3-5499345-3
	78.74 [3.100]	90.42 [3.560]	90.42 [3.560]	100.58 [3.960]	96.52 [3.800]	86.36 [3.400]	BLUE	64	3-5499345-2
	73.66 [2.900]	85.34 [3.360]	85.34 [3.360]	95.50 [3.760]	91.44 [3.600]	81.28 [3.200]	BLUE	60	3-5499345-1
	60.96 [2.400]	72.64 [2.860]	72.64 [2.860]	82.80 [3.260]	78.74 [3.100]	68.58 [2.700]	BLUE	50	3-5499345-0
OBSOLETE	48.26 [1.900]	59.94 [2.360]	59.94 [2.360]	70.10 [2.760]	66.04 [2.600]	55.88 [2.200]	BLUE	40	2-5499345-9
OBSOLETE	40.64 [1.600]	52.32 [2.060]	52.32 [2.060]	62.48 [2.460]	58.42 [2.300]	48.26 [1.900]	BLUE	34	2-5499345-8
	30.48 [1.200]	42.16 [1.660]	42.16 [1.660]	52.32 [2.060]	48.26 [1.900]	38.10 [1.500]	BLUE	26	2-5499345-6
	22.86 [.900]	34.54 [1.360]	34.54 [1.360]	44.70 [1.760]	40.64 [1.600]	30.48 [1.200]	BLUE	20	2-5499345-4
	17.78 [.700]	29.46 [1.160]	29.46 [1.160]	39.62 [1.560]	35.56 [1.400]	25.40 [1.000]	BLUE	16	2-5499345-3
OBSOLETE	15.24 [.600]	26.92 [1.060]	26.92 [1.060]	37.08 [1.460]	33.02 [1.300]	22.86 [.900]	BLUE	14	2-5499345-2
OBSOLETE	10.16 [.400]	21.84 [.860]	21.84 [.860]	32.00 [1.260]	27.94 [1.100]	17.78 [.700]	BLUE	10	2-5499345-1
OBSOLETE	78.74 [3.100]	90.42 [3.560]	90.42 [3.560]	100.58 [3.960]	96.52 [3.800]	86.36 [3.400]	BLACK	64	1-5499345-2
OBSOLETE	73.66 [2.900]	85.34 [3.360]	85.34 [3.360]	95.50 [3.760]	91.44 [3.600]	81.28 [3.200]	BLACK	60	1-5499345-1
	60.96 [2.400]	72.64 [2.860]	72.64 [2.860]	82.80 [3.260]	78.74 [3.100]	68.58 [2.700]	BLACK	50	1-5499345-0
	48.26 [1.900]	59.94 [2.360]	59.94 [2.360]	70.10 [2.760]	66.04 [2.600]	55.88 [2.200]	BLACK	40	5499345-9
OBSOLETE	40.64 [1.600]	52.32 [2.060]	52.32 [2.060]	62.48 [2.460]	58.42 [2.300]	48.26 [1.900]	BLACK	34	5499345-8
OBSOLETE	30.48 [1.200]	42.16 [1.660]	42.16 [1.660]	52.32 [2.060]	48.26 [1.900]	38.10 [1.500]	BLACK	26	5499345-6
	27.94 [1.100]	39.62 [1.560]	39.62 [1.560]	49.78 [1.960]	45.72 [1.800]	35.56 [1.400]	BLACK	24	5499345-5
OBSOLETE	22.86 [.900]	34.54 [1.360]	34.54 [1.360]	44.70 [1.760]	40.64 [1.600]	30.48 [1.200]	BLACK	20	5499345-4
OBSOLETE	17.78 [.700]	29.46 [1.160]	29.46 [1.160]	39.62 [1.560]	35.56 [1.400]	25.40 [1.000]	BLACK	16	5499345-3
	15.24 [.600]	26.92 [1.060]	26.92 [1.060]	37.08 [1.460]	33.02 [1.300]	22.86 [.900]	BLACK	14	5499345-2
	10.16 [.400]	21.84 [.860]	21.84 [.860]	32.00 [1.260]	27.94 [1.100]	17.78 [.700]	BLACK	10	5499345-1
	F	E	D	C	B	A	HOUSING & LATCH COLOR	NO OF POSN	PART NUMBER

THIS DRAWING IS A CONTROLLED DOCUMENT.		DIN L VARELA - DOCKS 01-07-05		S B BOLASH 01-07-05		APVD M WALMSLEY 01-07-05		NAME		TE Connectivity	
DIMENSIONS: mm [INCHES]		TOLERANCES UNLESS OTHERWISE SPECIFIED:		PRODUCT SPEC		APPLICATION SPEC		SIZE		DRAWING NO	
0 PLC ± -		1 PLC ± -		108-40018		-		A1		00779-5499345	
2 PLC ± 0.13[.005]		3 PLC ± -		RESTRICTED TO		-		-		-	
4 PLC ± -		ANGLES ± -		WEIGHT		-		-		-	
MATERIAL		FINISH		CUSTOMER DRAWING		SCALE 1:1		SHEET 2 OF 2		REV F1	