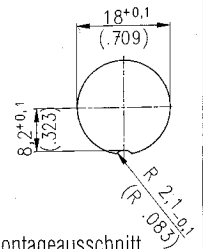
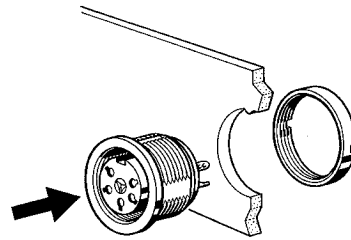



# C 091 D

**Gerätedosen  
für Frontmontage  
Female receptacle  
for front mounting**



Montageanleitung / Assembling instruction

Montageausschnitt  
Panel Cutout

| Bezeichnung<br>Identification   | Maßzeichnung<br>Drawing | Polzahl<br>No. of<br>cont.  | Bestellnummer / Part Number  |                    | Crimpschluß <sup>1)</sup><br>crimp termination |   |   |
|---|-------------------------|---|--|--------------------|--|---|---|
|   |                         |   | Lötanschluß / solder termin.<br>Kontaktfläche / contact plating<br>silber / silver | gold <sup>2)</sup> |  |   |   |
| Gerätedose, Löt- oder Crimpschluß, Befestigung mit Ringmutter.<br><br>Female receptacle, solder- or crimp termination. Panel mounting with ring nut.  |                         | 3 DIN   | C091 31N003 100 2  | -                  | C091 11N003 000 2                              |   |   |
|   |                         | 4 IEC   | C091 31N004 100 2  | -                  | C091 11N004 000 2                              |   |   |
|   |                         | 5 DIN   | C091 31N005 100 2  | -                  | C091 11N005 000 2                              |   |   |
|   |                         | 5S DIN  | C091 31N105 100 2  | -                  | C091 11N105 000 2                              |   |   |
|   |                         | 6 DIN   | C091 31N006 100 2  | -                  | C091 11N006 000 2                              |   |   |
|   |                         | 7   | C091 31N007 100 2  | -                  | C091 11N007 000 2                              |   |   |
|   |                         | 7 DIN   | C091 31N107 100 2  | -                  | C091 11N107 000 2                              |   |   |
|   |                         | 8 DIN   | C091 31N008 100 2  | -                  | C091 11N008 000 2                              |   |   |
|   |                         | 12  | -  | C091 31N012 200 2  | -  | - |   |
|   |                         | 14  | -  | C091 31N014 200 2  | -  | - |   |
|   |                         | Gerätedose, Tauchlöt-Anschluß, Pinlänge 15 mm ab Flansch, Befestigung mit Ringmutter.<br>Kontaktoberfläche: silber oder gold.<br>12- und 14-polige Ausführung: gold.<br>Pinlänge 18 mm.<br><br>Female receptacle, termination: straight dip solder. Pin length 15 mm from flange, Panel mounting with ring nut.<br>Contact plating: silver or gold.<br>12 and 14 cont. type: gold.<br>Pin length 18 mm. |  | 3 DIN              | C091 61N003 110 2                              | - | - |
|   |                         |   |  | 4 IEC              | C091 61N004 110 2                              | - | - |
|   |                         |   |  | 5 DIN              | C091 61N005 110 2                              | - | - |
|   |                         |   |  | 5S DIN             | C091 61N105 110 2                              | - | - |
| 6 DIN   | C091 61N006 110 2       |   |  | -                  | -  |   |   |
| 7   | C091 61N007 110 2       |   |  | -                  | -  |   |   |
| 7 DIN   | C091 61N107 110 2       |   |  | -                  | -  |   |   |
| 8 DIN   | C091 61N008 110 2       |   |  | -                  | -  |   |   |
| 12  | -                       |   |  | C091 61N012 210 2  | -  | - |   |
| 14  | -                       |   |  | C091 61N014 210 2  | -  | - |   |
| Gerätedose, Tauchlöt-Anschluß, Pinlänge 19 mm ab Flansch, Befestigung mit Ringmutter.<br>Kontaktoberfläche: silber oder gold.<br><br>Female receptacle, termination: straight dip solder. Pin length 19 mm from flange. Panel mounting with ring nut.<br>Contact plating: silver or gold. |                         |   |  | 3 DIN              | C091 61N003 120 2                              | - | - |
|   |                         |   |  | 4 IEC              | C091 61N004 120 2                              | - | - |
|   |                         |   |  | 5 DIN              | C091 61N005 120 2                              | - | - |
|   |                         |   |  | 5S DIN             | C091 61N105 120 2                              | - | - |
|   |                         | 6 DIN   | C091 61N006 120 2  | -                  | -  |   |   |
|   |                         | 7   | C091 61N007 120 2  | -                  | -  |   |   |
|   |                         | 7 DIN   | C091 61N107 120 2  | -                  | -  |   |   |
|   |                         | 8 DIN   | C091 61N008 120 2  | -                  | -  |   |   |
|   |                         | 12  | -  | -                  | -  | - |   |
|   |                         | 14  | -  | -                  | -  | - |   |
|   |                         | Gerätedose, Tauchlöt-Anschluß, Pinlänge 24 mm ab Flansch, Befestigung mit Ringmutter.<br>Kontaktoberfläche: silber oder gold.<br><br>Female receptacle, termination: straight dip solder. Pin length 24 mm from flange. Panel mounting with ring nut.<br>Contact plating: silver or gold.   |  | 3 DIN              | C091 61N003 130 2                              | - | - |
|   |                         |   |  | 4 IEC              | C091 61N004 130 2                              | - | - |
|   |                         |   |  | 5 DIN              | C091 61N005 130 2                              | - | - |
|   |                         |   |  | 5S DIN             | C091 61N105 130 2                              | - | - |
| 6 DIN   | C091 61N006 130 2       |   |  | -                  | -  |   |   |
| 7   | C091 61N007 130 2       |   |  | -                  | -  |   |   |
| 7 DIN   | C091 61N107 130 2       |   |  | -                  | -  |   |   |
| 8 DIN   | C091 61N008 130 2       |   |  | -                  | -  |   |   |
| 12  | -                       |   |  | -                  | -  | - |   |
| 14  | -                       |   |  | -                  | -  | - |   |

<sup>1)</sup> Crimpkontakte bitte separat bestellen, siehe Seite 38 / Please order crimp contacts separately, see page 38

<sup>2)</sup> siehe Hinweis Seite 5 / see remark page 5