

PE terminal 2 screw terminals green-yellow, 6mm, Sz. 2.5



Figure similar






Model	
Product brand name	ALPHA
General technical data	
Insulation material	thermoplastic
Terminal contact spacing	6 mm
Protection class	
Combustibility class acc. to UL 94	V2
Appearance	
Color	green-yellow
Product details	
Product feature / PEN function	No
Product component / required / connection plate	No
Number	
Number of terminal levels	2
Number of terminal points / per terminal level	1

Connections	
Wire stripping length	11 mm
Connectable conductor cross-section / solid	
• maximum	2.5 mm <sup>2</sup>
Connectable conductor cross-section / stranded	
• maximum	2.5 mm <sup>2</sup>
Connectable conductor cross-section / finely stranded	
• with core end processing / maximum	2.5 mm <sup>2</sup>
• without core end processing / maximum	2.5 mm <sup>2</sup>
Tightening torque / with screw-type terminals	
• minimum	0.5 N·m
• maximum	0.5 N·m
Type of electrical connection	
• 1	screw-type terminal
• 2	screw-type terminal
Position / of the terminal	lateral

Mechanical Design	
Height / with lowest-profile installation	26 mm
Length	51 mm
Mounting type	DIN rail 35 mm
Net weight	20 g
Material / of the insulating body	Thermoplastic

Environmental conditions	
Ambient temperature / during operation	
• minimum	-25 °C
• maximum	55 °C

Certificates	
Reference code	
• acc. to DIN EN 61346-2	X
• acc. to DIN EN 81346-2	X

General Product Approval	Declaration of Conformity	Test Certificates	Shipping Approval	other
 CSA	 UR	 EG-Konf.	 BUREAU VERITAS	 <a href="#">Environmental Confirmations</a>

**Further information**  
**Information- and Downloadcenter (Catalogs, Brochures,...)**  
<http://www.siemens.com/lowvoltage/catalogs>

**Industry Mall (Online ordering system)**

<https://mall.industry.siemens.com/mall/en/en/Catalog/product?mlfb=8WA1011-1PF00>

**Service&Support (Manuals, Certificates, Characteristics, FAQs,...)**

<https://support.industry.siemens.com/cs/ww/en/ps/8WA1011-1PF00>

**Image database (product images, 2D dimension drawings, 3D models, device circuit diagrams, ...)**

[http://www.automation.siemens.com/bilddb/cax\\_en.aspx?mlfb=8WA1011-1PF00](http://www.automation.siemens.com/bilddb/cax_en.aspx?mlfb=8WA1011-1PF00)

**CAX-Online-Generator**

<http://www.siemens.com/cax>

**Tender specifications**

<http://www.siemens.com/specifications>