


3M™ Polarized Boardmount Socket

.100" × .100" Centerbump Polarization with Straight Solder Tails

8500 Series



- Centerbump polarization
- Mates with low profile shrouded headers
- Part number on each piece
- Optional keying plug
- UL 94V-0 rated polyester body
- Board retention feature
- RoHS compliant* version (PL plating) available

Date Modified: October 20, 2005

TS-0413-09
Sheet 1 of 2

Physical

Insulation Material: Glass Filled Polyester (PBT) or High Temperature Nylon (RoHS compliant)

Flammability: UL 94V-0

Color: Gray

Contact

Material: Copper Alloy

Plating

Underplating and U-slot: 2 μm [79 μm] Nickel

Wiping Area: 0.3 μm [12 μm] Gold

Solder Tails: Tin Lead or gold flash (RoHS compliant) (see ordering information)

Marking: 3M Logo, Part Identification Number and Orientation Triangle

Electrical

Current Rating: 1 A

Insulation Resistance: $> 1 \times 10^9 \Omega$ at 500 VDC

Withstanding Voltage: 1000 Vrms at Sea Level

Environmental

Temperature Rating: -55°C to 105°C

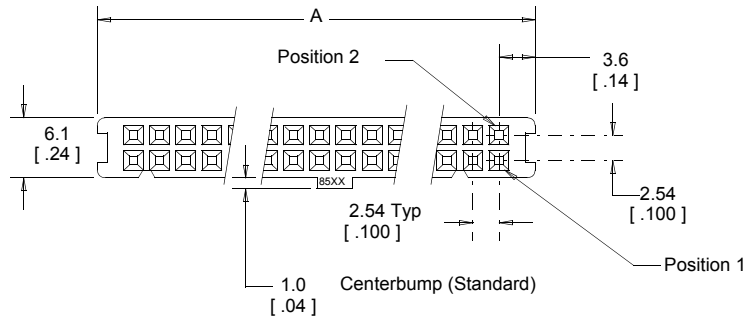
**RoHS compliant" means that the product or part does not contain any of the following substances in excess of the following maximum concentration values in any homogeneous material, unless the substance is in an application that is exempt under RoHS: (a) 0.1% (by weight) for lead, mercury, hexavalent chromium, polybrominated biphenyls or polybrominated diphenyl ethers; or (b) 0.01% (by weight) for cadmium. Unless otherwise stated in writing by 3M, this information represents 3M's knowledge and belief based on information provided by third party suppliers to 3M.

UL File No.: E68080

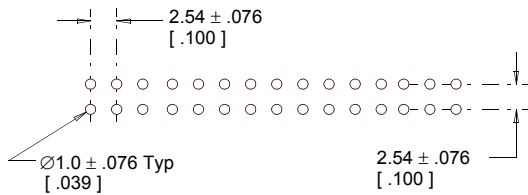
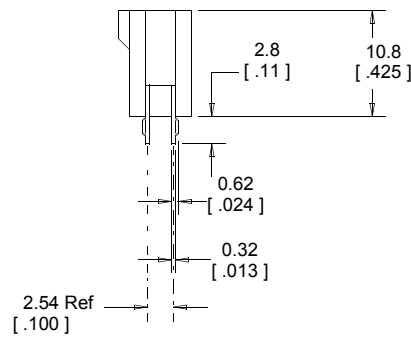
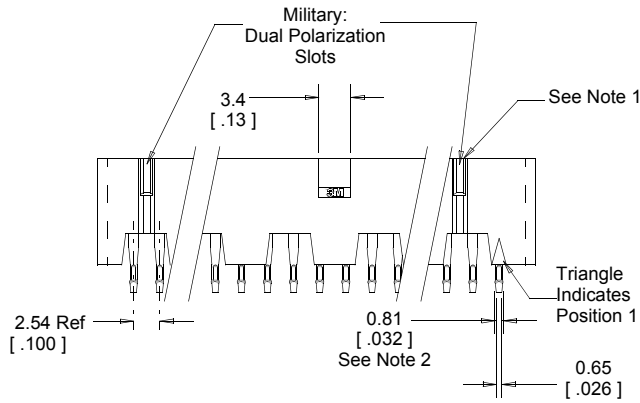
3M™ Polarized Boardmount Socket

.100" × .100" Centerbump Polarization with Straight Solder Tails

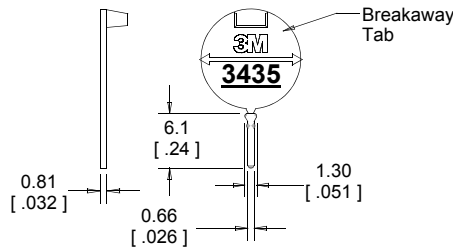
8500 Series



| Contact Quantity | Dimension A |
|------------------|---------------|
| 10 | 17.3 [.68] |
| 16 | 25.9 [.98] |
| 20 | 30.0 [1.18] |
| 26 | 37.6 [1.48] |
| 34 | 47.7 [1.88] |
| 40 | 55.4 [2.18] |
| 50 | 68.1 [2.68] |
| 60 | 80.8 [3.18] |
| 64 | 85.8 [3.38] |



Recommended Mounting Hole Pattern
(Shown for Top Side of PC Board)



3435-0
Keying Plug
(Optional: Order Separately)

Inch
[mm]

| Tolerance Unless Noted | | | |
|------------------------|-----|------|-------|
| | .0 | .00 | .000 |
| inch | ±.1 | ±.01 | ±.005 |

[] Dimensions for Reference Only



Notes:

1. This polarizing groove is non-existent on the 10 position version.
2. The contact soldertail is designed to retain the connector on the PC board during flow soldering operations.
3. Recommended to be mated to the .100" x .100" low profile header and the Plug Connector 4600 Series without ejector latches.

Ordering Information

Sockets 85XX-4500XL

Contact Quantity:
See Table

Tail plating:
J = tin-lead
P = gold flash (RoHS compliant)

TS-0413-09
Sheet 2 of 2

Important Notice

All statements, technical information, and recommendations related to 3M's products are based on information believed to be reliable, but the accuracy or completeness is not guaranteed. Before using this product, you must evaluate it and determine if it is suitable for your intended application. You assume all risks and liability associated with such use. Any statements related to the product which are not contained in 3M's current publications, or any contrary statements contained on your purchase order shall have no force or effect unless expressly agreed upon, in writing, by an authorized officer of 3M.



3M Electronics

6801 River Place Blvd.
Austin, TX 78726-9000
800/225-5373
www.3M.com/electronics

Warranty; Limited Remedy; Limited Liability.

This product will be free from defects in material and manufacture for a period of one (1) year from the time of purchase. **3M MAKES NO OTHER WARRANTIES INCLUDING, BUT NOT LIMITED TO, ANY IMPLIED WARRANTY OF MERCHANTABILITY OR FITNESS FOR A PARTICULAR PURPOSE.** If this product is defective within the warranty period stated above, your exclusive remedy shall be, at 3M's option, to replace or repair the 3M product or refund the purchase price of the 3M product. **Except where prohibited by law, 3M will not be liable for any indirect, special, incidental or consequential loss or damage arising from this 3M product, regardless of the legal theory asserted.**



Minimum 10%
Post-Consumer Fiber

Printed in USA.

© 3M 2005