

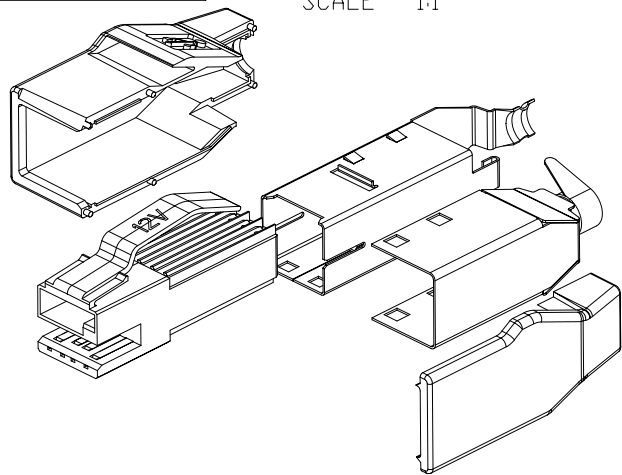
Tous droits strictement réservés. Reproduction ou communication a des tiers interdite sous quelque forme que ce soit sans autorisation écrite du propriétaire. Propriété de c FCI. Droits de reproduction FCI.



All rights strictly reserved. Reproduction or issue to third parties in any form whatever is not permitted without written authority from the proprietor. Property of FCI. Copyright FCI.

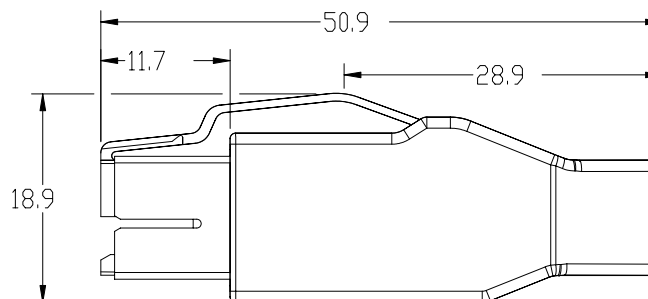
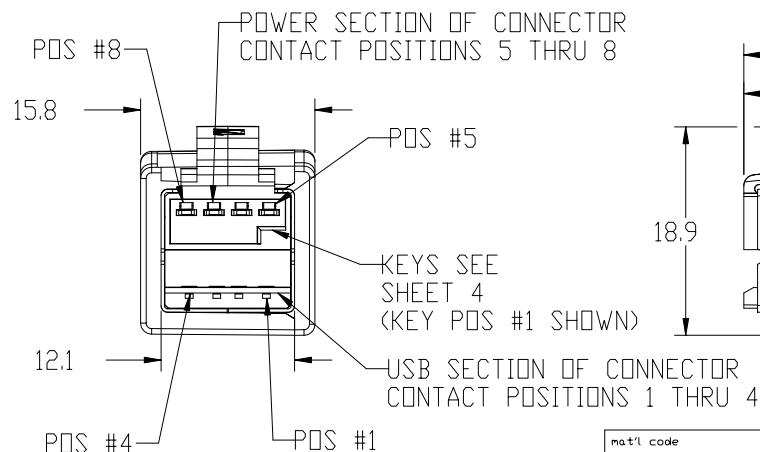
PRODUCT NUMBER
SEE TABLE

KIT PARTS
SCALE 1:1



12 VOLT KEY POSITION SHOWN SEE ADDITIONAL SHEETS FOR OTHER KEYING OPTIONS

| MATERIALS | SPECIFICATIONS |
|---------------------------------|---|
| SHELLS | HIGH STRENGTH COPPER ALLOY |
| HOUSINGS | THERMOPLASTIC UL94V-0 RATED |
| TERMINALS | HIGH STRENGTH COPPER ALLOY |
| COVERS | THERMOPLASTIC UL94V-0 RATED PEBBLE GRAY |
| PLATING | |
| SHELL | UNDERPLATE; 40 MICROINCHES NI 100 MICROINCHES MIN TIN/LEAD OR BRIGHT TIN (NOTE 4) |
| TERMINALS | UNDERPLATE; 40 MICROINCHES NI CONTACT AREA; 30 MICROINCHES GXT TAIL AREA; 100 MICROINCHES TIN/LEAD OR MATTED TIN (NOTE 4) |
| ELECTRICAL | |
| VOLTAGE RATING | USB;5.25VDC,+POWER;12VDC,24VDC,5VDC |
| DIELECTRIC WITHSTANDING VOLTAGE | 750 VAC |
| INSUL. RESISTANCE | 1000 MEG OHMS AT 500 VDC |
| CURRENT RATING(NOTE 1) | 1.50A USB SECTION 3.00A POWER SECTION |



| mat'l code | | | | SEE TABLE | | tolerances unless otherwise specified | | CUSTOMER | | www.ficconnect.com | |
|------------|----------|-------|----------|-----------|--------------|---------------------------------------|--|------------|--|--------------------------------|--|
| ltr | ecn no. | dr | date | linear | .X ± .3 | COPY | | projection | | title | |
| J | N04-0069 | PH | 10/18/04 | | .XX ± .13 | MM | | | | USB+POWER PLUG KIT ASSEMBLY | |
| K | N05-0255 | PH | 09/09/05 | | .XXX ± .051 | scale | | | | product family | |
| | | | | angles | 0° ± 2° | 1:1 | | A | | USB | |
| E | V01062 | RJR | 06/11/00 | dr | P. HSU | 10/6/97 | | size | | code | |
| F | V02279 | RJR | 12/19/00 | engr | R. MACMULLIN | 10/6/97 | | 74233 | | 213 | |
| G | T03-0023 | WL | 01/24/03 | chr | R. MACMULLIN | 10/6/97 | | 1 of 3 | | sheet | |
| H | T04-0099 | WL | 03/05/04 | appd | R. MACMULLIN | 10/6/97 | | | | 1 of 3 | |
| sheet | revision | K K K | | | | | | | | | |
| index | sheet | 1 2 3 | | | | | | | | | |

cage code 22526

Pro/E

PDM: Rev:K

STATUS:Released

Printed: Sep 12, 2005

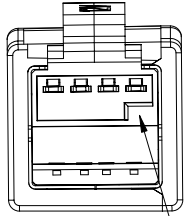
Tous droits strictement réservés. Reproduction ou communication a des tiers interdite sous quelque forme que ce soit sans autorisation écrite du propriétaire. Propriété de c FCI. Droits de reproduction FCI.



All rights strictly reserved. Reproduction or issue to third parties in any form whatever is not permitted without written authority from the proprietor. Property of FCI. Copyright FCI.

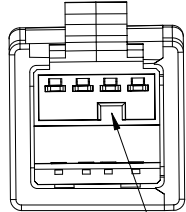
PRODUCT NUMBER
SEE TABLE

12V KEY POSITION
SCALE 3:2



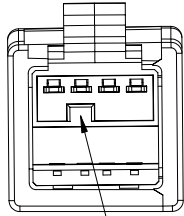
KEY POS. 1

24 KEY POSITION
SCALE 3:2



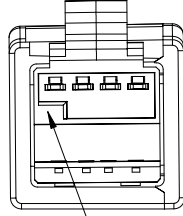
KEY POS. 2

5V KEY POSITION
SCALE 3:2



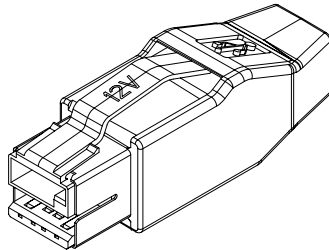
KEY POS. 3

UNASSIGNED KEY
SCALE 3:2

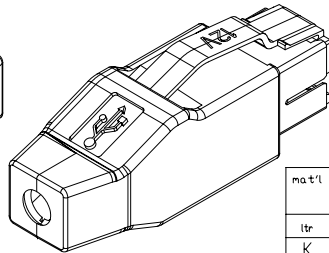


KEY POS. 4

ABOVE ASSEMBLIES ARE SHOWN ONLY FOR KEY INFORMATION, FOR ASSEMBLY INFORMATION AND DIMENSIONS SEE PREVIOUS SHEETS



SCALE 1:1



SCALE 1:1

NOTES:

- CURRENT AS LISTED IS AMPS PER CONTACT WITH ALL CONTACTS POWER.
- DIMENSIONS AND TOLERANCES ARE IN ACCORDANCE WITH ASME Y14.5M, 1994.
- MATING SEQUENCE WHEN MATED WITH USB+POWER RECEPTACLE PRODUCT NUMBER 55917-XXX.
- PRODUCT NUMBER 74233-XXX LF
 WITH "LF" MARK, TERMINAL AND SHELL PLATING IS TIN
 WITHOUT "LF" MARK, TERMINAL AND SHELL PLATING IS TIN/LEAD
 LEAD FREE OPTION
- PACKING STANDARD GS-14-920 WILL BE APPLIED FOR LEAD FREE P/N'S
- FOR LEAD FREE P/N, THE PRODUCT MEET EUROPEAN UNION DIRECTIVES AND OTHER COUNTRY REGULATION AS DESCRIBED IN GS-22-008
- FOR LEAD FREE P/N, THE HOUSING WILL WITHSTAND EXPOSURE TO 260°C PEAK TEMPERATURE FOR 40 SECONDS IN A CONVECTION, INFRO-RED OR VAPOR PHASE REFLOW OVEN.
- 74233-211/211LF IS FOR UDER WITH PRINT "48V" OTHER THAN "24V"

| | | | | | | | | | |
|------------|----------|-----------|--------------|---------------------------------------|-------------|------------|--|-----------------------------|--|
| mat'l code | | SEE TABLE | | tolerances unless otherwise specified | | CUSTOMER | | www.fciconnect.com | |
| ltr | ecn no. | dr | date | linear | .X ± .3 | COPY | | title | |
| K | | | | | .XX ± .13 | projection | | USB+POWER PLUG KIT ASSEMBLY | |
| | | | | | .XXX ± .051 | | | product family | |
| | | | | angles | 0° ± 2° | | | USB | |
| | | dr | P. HSU | | 10/6/97 | MM | | code | |
| | | enr | R. MACMULLIN | | 10/6/97 | scale | | 213 | |
| | | chr | R. MACMULLIN | | 10/6/97 | 2:1 | | sheet | |
| | | appd | R. MACMULLIN | | 10/6/97 | | | 2 of 3 | |
| sheet | revision | | | | | | | | |
| index | sheet | | | | | | | | |

cage code 22526

Tous droits strictement réservés. Reproduction ou communication à des tiers interdite sous quelque forme que ce soit sans autorisation écrite du propriétaire. Propriété de c FCI. Droits de reproduction FCI.



All rights strictly reserved. Reproduction or issue to third parties in any form whatever is not permitted without written authority from the proprietor. Property of FCI. Copyright FCI.

1 | 2

3 |

4

| PRODUCT NUMBER (NOTE 4) | DESCRIPTION | VOLTAGE | COLOR | CABLE OD |
|-----------------------------|----------------|---------|----------|-----------|
| 74233-100/100LF | KEY POSITION 1 | 12V | TEAL | 5.80±0.25 |
| 74233-101/101LF | KEY POSITION 1 | 12V | TEAL | 5.10±0.25 |
| 74233-102/102LF | KEY POSITION 1 | 12V | TEAL | 6.60±0.25 |
| 74233-200/200LF | KEY POSITION 2 | 24V | RED | 5.80±0.25 |
| 74233-201/201LF | KEY POSITION 2 | 24V | RED | 5.10±0.25 |
| 74233-211/211LF (NOTE 8) | KEY POSITION 2 | 24V | RED | 5.10±0.25 |
| 74233-202/202LF | KEY POSITION 2 | 24V | RED | 6.60±0.25 |
| 74233-300/300LF | KEY POSITION 3 | 5V | *NATURAL | 5.80±0.25 |
| 74233-301/301LF | KEY POSITION 3 | 5V | *NATURAL | 5.10±0.25 |
| 74233-302/302LF | KEY POSITION 3 | 5V | *NATURAL | 6.60±0.25 |

* NATURAL COLOR IS CREAM OFF WHITE

| CONTACT NUMBER | PRODUCT DASH NUMBER | | | |
|----------------|---------------------|---------------|--------------|-------------|
| | -1XX | -2XX | -3XX | MATING SEQ. |
| 1 | VCC | VCC | VCC | 2 |
| 2 | - DATA | - DATA | - DATA | 3 |
| 3 | + DATA | + DATA | + DATA | 3 |
| 4 | GROUND | GROUND | GROUND | 2 |
| 5 | 12V GROUND | 24V GROUND | 5V GROUND | 2 |
| 6 | 12V | 24V | 5V | 3 |
| 7 | 12V | 24V | 5V | 3 |
| 8 | 12V GROUND | 24V GROUND | 5V GROUND | 2 |
| SHELL | SHIELD | SHIELD | SHIELD | 1 |

A

A

B

B

| | | | | | | | | | | | |
|------------|----------|----|------|-----------|--------------|---------------------------------------|------------|----------|--------|--------------------------------|--|
| mat'l code | | | | SEE TABLE | | tolerances unless otherwise specified | | CUSTOMER | | www.fciconnect.com | |
| ltr | ecn no. | dr | date | linear | .X ± .3 | | COPY | | | title | |
| K | | | | | .XX ± .13 | | projection | | | USB+POWER PLUG KIT ASSEMBLY | |
| | | | | | .XXX ± .051 | | | | | product family | |
| | | | | angles | 0° ± 2° | | scale | | USB | | |
| | | | | dr | P. HSU | 10/6/97 | N/A | | code | | |
| | | | | engr | R. MACMULLIN | 10/6/97 | | | 213 | | |
| | | | | chr | R. MACMULLIN | 10/6/97 | | | sheet | | |
| | | | | appd | R. MACMULLIN | 10/6/97 | | | 3 of 3 | | |
| sheet | revision | | | | | | | | | | |
| index | sheet | | | | | | | | | | |

1 | 2

Pro/E

3 |

cage code 22526

4

PDM: Rev:K

STATUS: Released

Printed: Sep 12, 2005