

# XMLP040BD21FQ

Electronic pressure sensors, Pressure sensors XM, transmitter, XMLP, 40 bar, G1/4 A male, 4...20 mA, M12, set of 25



## Main

Range of product	OsiSense XM
Product or component type	Electronic pressure sensors
Pressure sensor type	Pressure transmitter
Pressure sensor name	XMLP
Electrical circuit type	Control circuit
Pressure sensor size	40 bar
Local display	Without
Controlled fluid	Air (-30...135 °C) Fresh water (0...135 °C) Hydraulic oil (-30...135 °C) Gas (-30...135 °C) Refrigeration fluid (-30...135 °C)
Fluid connection type	G 1/4A (male) conforming to DIN 3852-E
Electrical connection	1 male connector M12 4 pins
[Us] rated supply voltage	12...24 V DC SELV (voltage limits: 7...33 V)
Current consumption	< 23 mA
Type of output signal	Analogue
Analogue output function	4...20 mA, 2-wire
Quantity per set	Set of 25
Type of packing	Group

## Complementary

Pressure setting range	0...40 bar
Maximum permissible accidental pressure	120 bar
Destruction pressure	240 bar
Materials in contact with fluid	Stainless steel AISI 316L Fluorocarbon FPM
Operating position	Any position
Protection type	Load short-circuit Reverse polarity
Electromagnetic compatibility	Electrostatic discharge immunity test conforming to EN/IEC 61000-4-2 8 kV air, 4 kV contact 1.2/50 µs shock waves immunity test conforming to EN/IEC 61000-4-5 1 kV 42 Ohm Immunity to magnetic fields conforming to EN/IEC 61000-4-8 100 A/m 50 Hz Electrical fast transient/burst immunity test conforming to EN/IEC 61000-4-4 4 kV Susceptibility to electromagnetic fields conforming to EN/IEC 61000-4-3 10 V/m 80...3000 MHz Radiated RF fields conforming to EN/IEC 61000-4-6 10 V 0.01...80 MHz
[Uimp] rated impulse withstand voltage	0.5 kV
Response time on output	<= 2 ms 10...90 % of full scale
Measurement accuracy	+/- 0.5 % of the measuring range
Resolution	0.1 % of the measuring range
Drift of the sensitivity	+/- 0.02 % of measuring range/°K
Drift of the zero point	+/- 0.02 % of measuring range/°K
Mechanical durability	10000000 cycles
Net weight	0.09 kg

Diameter	26 mm
Length	38.1 mm





## Environment

Standards	EN/IEC 61326-2-3 NSF ANSI 61
Product certifications	CULus CE EAC RCM
Protective treatment	TC
Ambient air temperature for operation	-30...85 °C
Ambient air temperature for storage	-50...100 °C
Vibration resistance	20 gn (f = 15...2000 Hz) conforming to EN/IEC 60068-2-6
Shock resistance	100 gn for 11 ms conforming to EN/IEC 60068-2-27
IP degree of protection	IP65 conforming to EN/IEC 60529 IP67 conforming to EN/IEC 60529 IP69K conforming to EN/IEC 60529

## Packing Units

Unit Type of Package 1	PCE
Number of Units in Package 1	1
Package 1 Weight	84.0 g
Package 1 Height	10.0 cm
Package 1 Width	14.5 cm
Package 1 Length	17.5 cm
Unit Type of Package 2	BB1
Number of Units in Package 2	25
Package 2 Weight	2.2 kg
Package 2 Height	9.5 cm
Package 2 Width	14.5 cm
Package 2 Length	17.5 cm
Unit Type of Package 3	S02
Number of Units in Package 3	50
Package 3 Weight	4.333 kg
Package 3 Height	15.0 cm
Package 3 Width	30.0 cm
Package 3 Length	40.0 cm

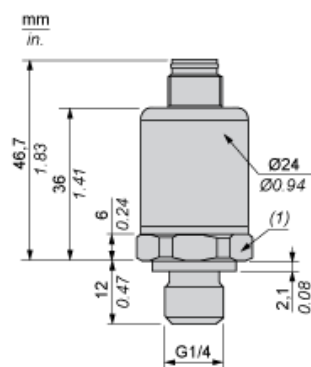
## Offer Sustainability

Sustainable offer status	Green Premium product
REACH Regulation	 <a href="#">REACH Declaration</a>
EU RoHS Directive	Pro-active compliance (Product out of EU RoHS legal scope)  <a href="#">EU RoHS Declaration</a>
Mercury free	Yes
RoHS exemption information	 <a href="#">Yes</a>
Environmental Disclosure	 <a href="#">Product Environmental Profile</a>

## Contractual warranty

Warranty	18 mois
----------	---------

## Dimensions



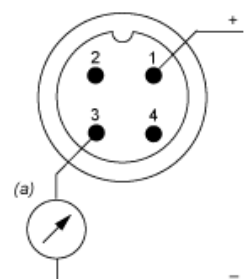
(1) SW24 tightening torque  $\leq 25$  N.m / 221 lb-in

---

## Wiring Diagram

---

### 2-Wire Technique (4-20 mA)



(a) I out

---

Curves

---

