





Infeed left Connection main circuit: screw terminal 3 slots for compact load feeders Connection terminal maximum 25 mm² / 35 mm²

General technical data		
product brand name		SIRIUS
product designation		infeed left
protection class IP on the front acc. to IEC 60529		IP20; IP20 with box terminal/cover
touch protection on the front acc. to IEC 60529		Finger-safe, for vertical contact
degree of pollution		3
number of slots for compact feeder		3
installation altitude at height above sea level maximum	m	2 000
ambient temperature		
• during transport	°C	-55 ... +80
• during storage	°C	-55 ... +80
• during operation	°C	-20 ... +60
vibration resistance		f = 4 to 5.8 Hz; d = 15 mm; f = 5.8 to 500 Hz; a = 2 m / s ² 10 cycles
shock resistance		Semi-sinusoidal a = 6 m/s ² at 10 ms; 3 pos. and 3 neg. Shock in all axes
reference code		
• acc. to IEC 81346-2		W
• acc. to DIN EN 61346-2		W
Main circuit		
operational current at AC at 400 V rated value	A	63
operating voltage at AC-3 rated value maximum	V	690
Installation/ mounting/ dimensions		
fastening method		screw and snap-on mounting
width	mm	180
height	mm	197
depth	mm	144
Connections/ Terminals		
type of electrical connection for main current circuit		screw-type terminals
design of screw-type connection for main contacts		M3
stripped length for main contacts	mm	13
tightening torque for main contacts with screw-type terminals	N·m	3 ... 4.5
type of connectable conductor cross-sections for supply for main contacts using the upper clamping point		
• solid		2.5 ... 35 mm ²
• stranded		2.5 ... 35 mm ²
• finely stranded with core end processing		2.5 ... 25 mm ²
• finely stranded without core end processing		2.5 ... 25 mm ²

type of connectable conductor cross-sections for supply for main contacts using the lower clamping point <ul style="list-style-type: none"> • solid • stranded • finely stranded with core end processing • finely stranded without core end processing 		2.5 ... 35 mm ² 2.5 ... 35 mm ² 2.5 ... 25 mm ² 2,5 ... 25 mm ²
type of connectable conductor cross-sections for supply for main contacts using both clamping points <ul style="list-style-type: none"> • solid • stranded • finely stranded with core end processing • finely stranded without core end processing 		2 x (2.5 ... 25 mm ²) 2 x (2.5 ... 25 mm ²) 2 x (2.5 ... 16 mm ²) 2 x (2.5 ... 16 mm ²)
type of connectable conductor cross-sections at AWG cables <ul style="list-style-type: none"> • for supply for main contacts using the upper clamping point • for supply for main contacts using the lower clamping point • for supply for main contacts using both clamping points • for main contacts for load-side outgoing feeder 		12 ... 2
		12 ... 2 2 x (16 ... 2) 2 x (16 ... 10), 1 x (16 ... 8)

Certificates/ approvals

General Product Approval	EMC	Declaration of Conformity	Test Certificates
    			Type Test Certificates/Test Report

Marine / Shipping

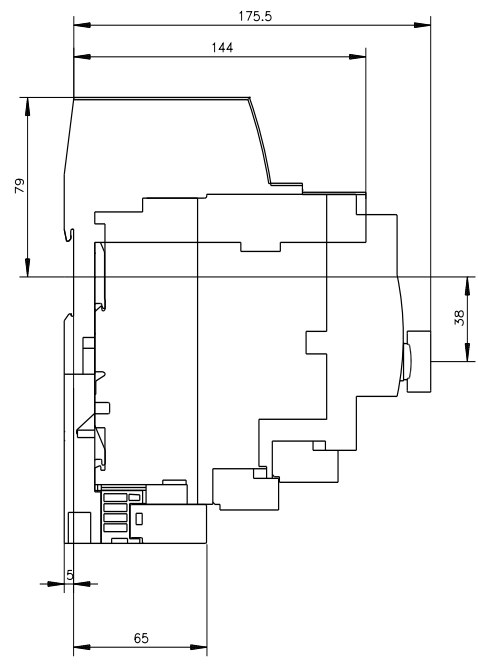
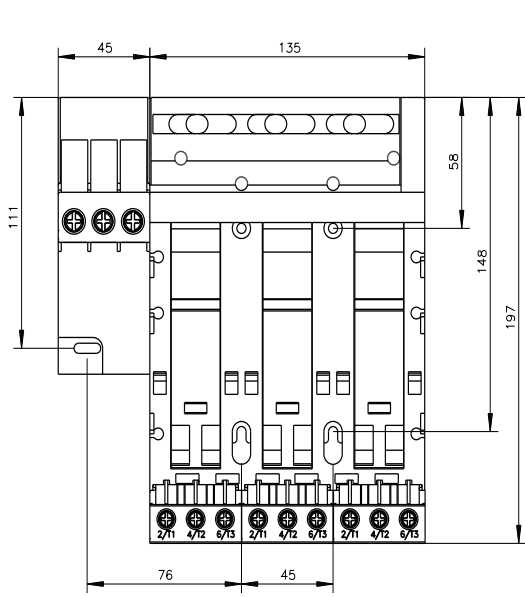


Marine / Shipping other



Further information

Information- and Downloadcenter (Catalogs, Brochures,...)
<https://www.siemens.com/ic10>
Industry Mall (Online ordering system)
<https://mall.industry.siemens.com/mall/en/en/Catalog/product?mlfb=3RA6812-8AB>
Cax online generator
<http://support.automation.siemens.com/WW/CAXorder/default.aspx?lang=en&mlfb=3RA6812-8AB>
Service&Support (Manuals, Certificates, Characteristics, FAQs,...)
<https://support.industry.siemens.com/cs/ww/en/ps/3RA6812-8AB>
Image database (product images, 2D dimension drawings, 3D models, device circuit diagrams, EPLAN macros, ...)
http://www.automation.siemens.com/bilddb/cax_de.aspx?mlfb=3RA6812-8AB&lang=en



last modified:

12/15/2020 