RayClic-CE-02	1	-	1	1	1
RayClic-S-02	1	-	2	-	1
RayClic-T-02	-	1	3	1	1
RayClic-PT-02	-	1	3	3	1
RayClic-PS-02	-	1	2	2	1
RayClic-X-02	-	1	4	2	1

(GB) Applicable to Raychem heating cables HWAT-L, HWAT-M, HWAT-R, Icestop GM-2X and WinterGard FS-A-2X and FS-B-2X ONLY. For FS-C-2X: use heat-shrink kits. Maximum exposure temperature: 65°C. Maximum voltage: 277 Vac. Maximum current: 20 A. Do not exceed the maximum circuit length. Type C circuit breakers and 30 mA residual current devices must be used. Raychem guidelines and safeguards for installation must be followed. The installation must be compatible with applicable local requirements.

(D) Anwendung nur in Verbindung mit den folgenden selbstregelnden Heizbändern von Raychem: HWAT-L, HWAT-M, HWAT-R, EisStop GM-2X, WinterGard FS-A-2X und FS-B-2X. Für FS-C-2X bitte Schrumpfschlauch-Technik verwenden. Max. Temperatur: 65°C. Max. Spannung: 277 Vac. Max. Strom: 20 A.
Max. Heizkreislänge beachten. Sicherungsautomat C-Charakteristik und FI Schutzschalter 30 mA notwendig. Allgemeine Raychem Montage-richtlinien beachten. Allgemeine sicherheits-technische Vorschriften beachten.

(F) Destiné aux rubans Raychem HWAT-L, HWAT-M, HWAT-R, GM-2X et WinterGard FS-A-2X et FS-B-2X. Pour FS-C-2X: utiliser nos kits thermorétractables. Température maximale: 65°C. Tension maximale: 277 Vac.
Courant maximal: 20 A.
Ne pas dépasser la longueur maximale de circuit recommandée. Il est impératif d'utiliser des disjoncteurs de type C et des interrupteurs de protection différentielle de 30 mA. Respecter les directives et recommandations de Raychem pour l'installation. L'installation doit être conforme aux normes locales en vigueur.

(NL) Geldig voor Raychem HWAT-L, HWAT-M, HWAT-R, IceStop GM-2X en WinterGard FS-A-2X en FS-B-2X verwarmingskabels. Voor FS-C-2X: gebruik onze warmtekrimpende produkten. Maximale temperatuur: 65°C. Maximale spanning: 277 Vac. Maximale stroom: 20 A.
De maximale lengte van het circuit mag niet worden overschreden. Automatische zekeringen met C-karakteristiek en verliesstroomschakelaars van 30 mA moeten worden gebruikt. Voor de installatie moeten de Raychem richtlijnen en veiligheidsvoorschriften worden gevolgd. De installatie moet uitgevoerd worden volgens de plaatselijke voorschriften.

(I) Applicabile ai cavi scaldanti Raychem HWAT-L, HWAT-M e HWAT-R, IceStop GM-2X, WinterGard FS-A-2X e FS-B-2X. Per il WinterGard FS-C-2X utilizzare i kit con guaina termorestringente. Temp. max.: 65°C. 277 Vac max. 20 A max. Non superare la lunghezza massima del circuito. Utilizzare interruttori di protezione tipo C e differenziale da 30 mA. Seguire le indicazioni e le raccomandazioni Raychem relative all'installazione. L'installazione deve rispettare le normative vigenti.

(S) Tillämplig endast för Raychems värmekablar HWAT-L, HWAT-M, HWAT-R, IceStop GM-2X och WinterGard FS-A-2X och FS-B-2X.
Max. exponeringstemperatur: 65°C.
Max. spänning: 277 V. Max. ström: 20 A.
Överskrid inte den maximala kretslängden. Trög säkring och jordfelsbrytare 30 mA skal användas. Vid installationen måste Raychems riktlinjer och säkerhetsanvisningar samt gällande lokala föreskrifter följas.

(N) Anvendes i forbindelse med Raychem varmekabler: HWAT-L, HWAT-M, HWAT-R, GM-2X, FS-A-2X og FS-B-2X. Max. temp.: 65°C. Max. 277 Vac. Max. 20 A.
Overskrid ikke maksimal kretslengde. Type C overbelastningsbrytere og 30 mA jordfeilbryter må brukes. Følg Raychems regler og sikkerhetsforanstaltninger ved installasjonen. Installasjonen må overenstemme med gjeldende allmenne retningslinjer.

(DK) Anvendes i forbindelse med Raychem varmekabler HWAT-L, HWAT-M, HWAT-R, TagVagten GM-2X og WinterGard FS-A-2X og FS-B-2X. Til FS-C-2X: Anvend muffesæt. Max. kontakttemp. 65°C.
Max. driftsspænding 277 Vac. Max. strøm 20 A. Overskrid ikke max. kredslængde. Automatsikring med C karakteristik og 30 mA fejlstrømsrelæ skal anvendes. Raychem retningslinier og sikkerhedsforskrifter for installation skal følges. Installationen skal udføres i henhold til gældende lokale bestemmelser.

(FIN) Soveltuu vain Raychemin HWAT-L, HWAT-M, HWAT-R, IceStop GM-2X ja WinterGard FS-A-2X ja FS-B-2X lämpökaapeleille. Käytä FS-C-2X-kaapelille kutistemuovijatkoksia ja -loppupäätteitä. Maksimikäyttölämpötila: 65°C. Maksimisyöttöjännite: 277 V. Maksimisulake: 20 A.
Älä ylitä piirin maksimipituutta. C-tyypin virtakytkimiä ja 30 mA:n vikavirtasuojakytkintä pitää käyttää. Raychemin ohjeita ja suojatoimenpiteitä asennuksen suhteen pitää noudattaa. Asennnuksen pitää olla yhteensopiva käytössä olevien paikallisten vaatimusten kanssa.

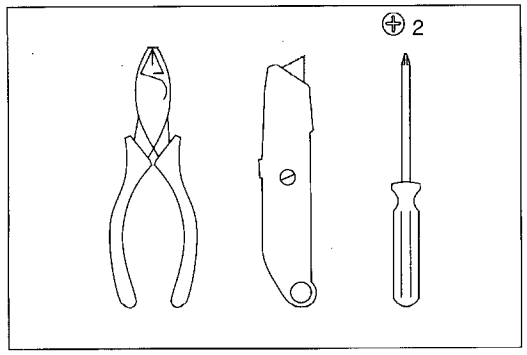

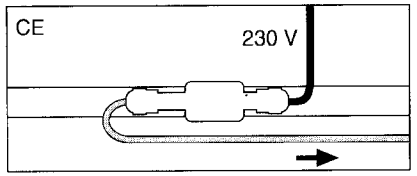

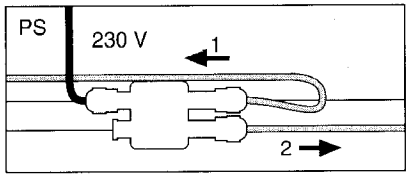

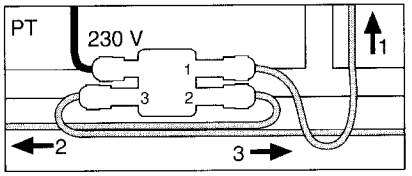

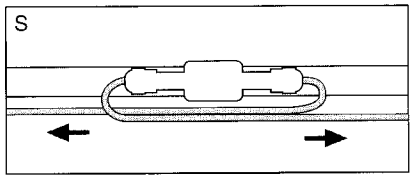

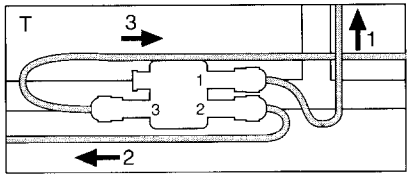

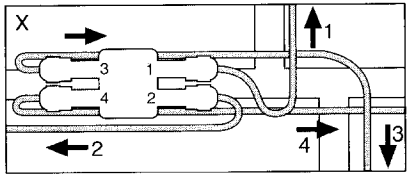

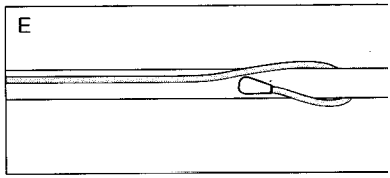



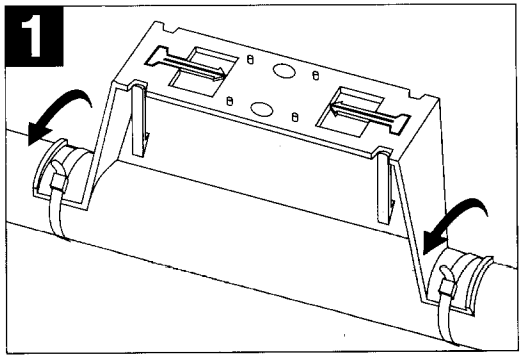

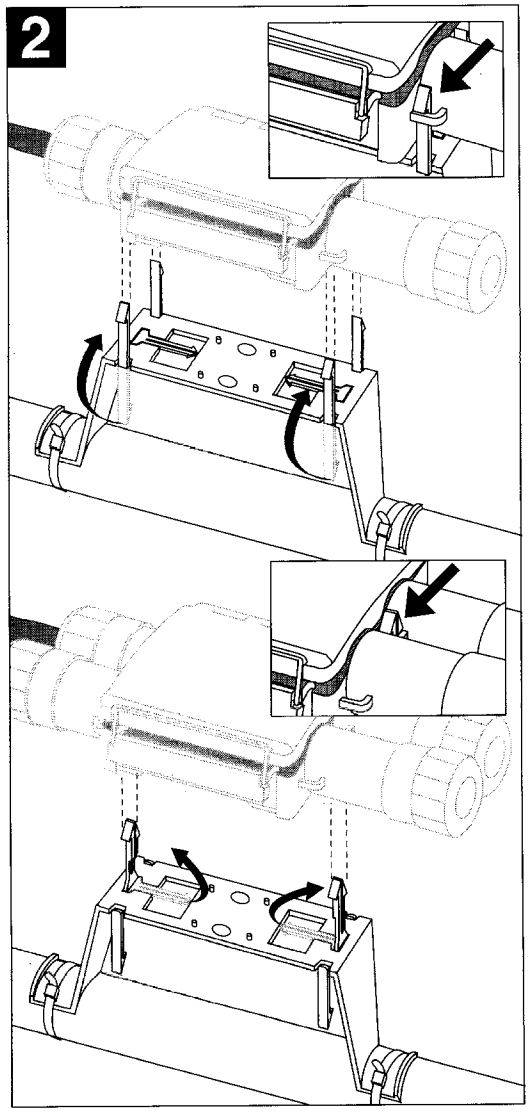

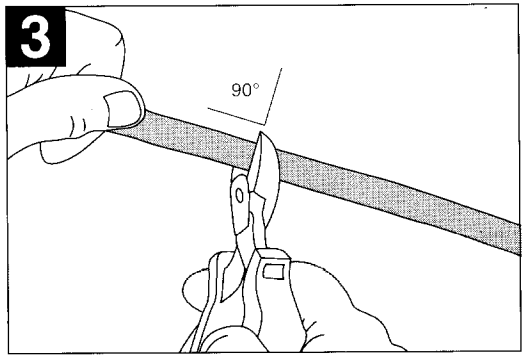

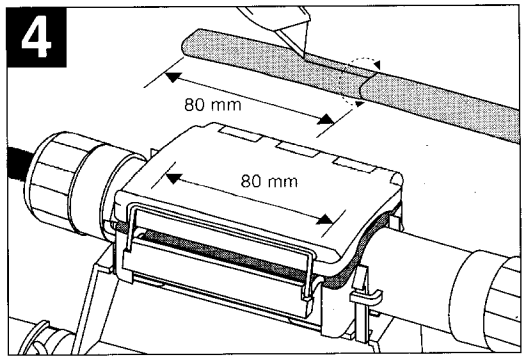

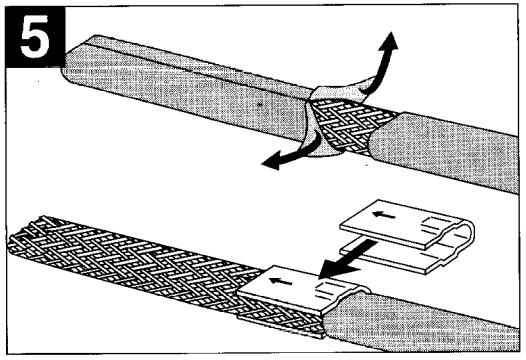

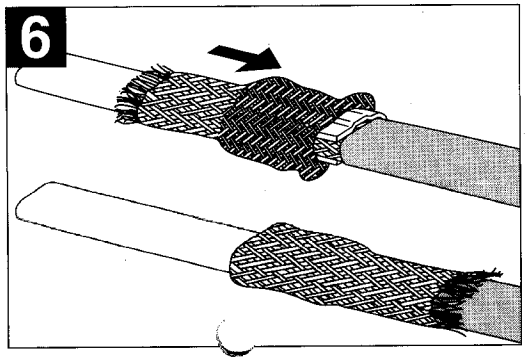

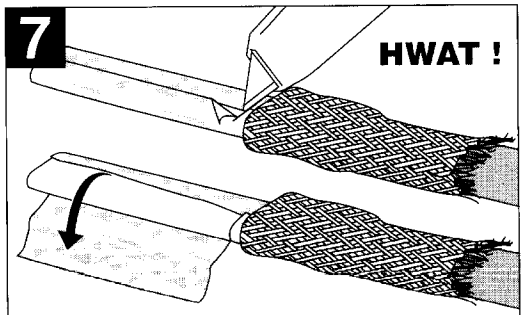

(GB) HWAT cables only: remove aluminium wrap.
(D) Nur HWAT Heizbänder: Aluminiumfolie entfernen.
(F) Rubans HWAT uniquement: enlever l'enveloppe en aluminium.
(NL) Enkel HWAT-kabels: verwijder de aluminiumfolie.
(I) Solo cavi HWAT: togliere il foglio di alluminio.
(S) Endast HWAT-kablar: avlägsna aluminiumhöljet.
(N) Kun HWAT kabler: Fjern aluminiumsfolien.
(DK) Kun HWAT kabler: Fjern aluminiumsfolien.
(FIN) Vain HWAT-kaapelit: poista alumiinipäällys.

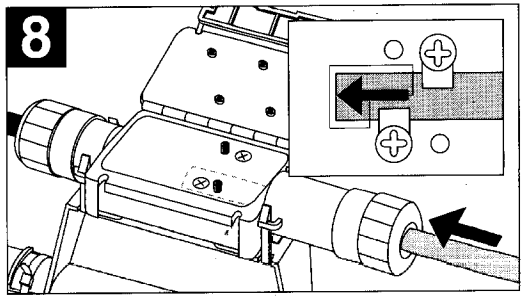

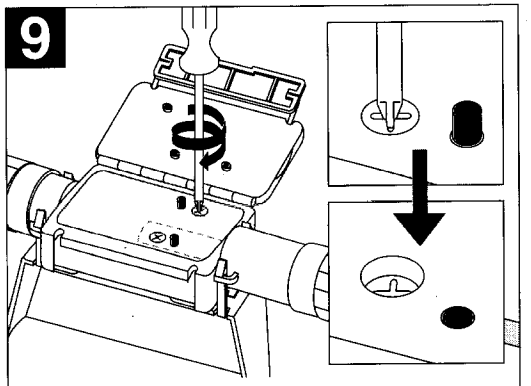

(GB) Tighten completely until screw stops!
(D) Drehen Sie die Schrauben zu, bis zum Ende!
(F) Serrer les vis jusqu'à l'arret total!
(NL) Vastdraaien tot de schroef stopt!
(I) Stringere bene le viti!
(S) Drag åt skruvarna ordentligt!
(N) Trekk skruene til de stopper!
(DK) Spænd skruerne helt til!
(FIN) Kiristä ruuvit kunnolla!

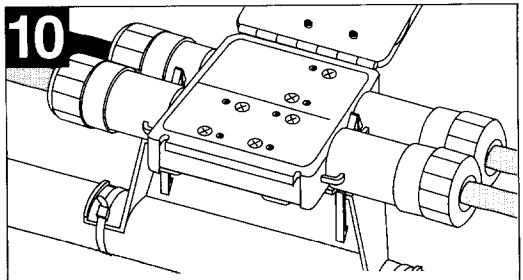

(GB) Repeat 3 to 9 for all heating cable entries.
(D) Schritt 3 bis 9 für alle Heizbandeinführungen wiederholen.
(F) Répétez les étapes 3 à 9 pour chacune des entrées de ruban chauffant.
(NL) Herhaal stap 3 tot 9 voor alle verwarmingskabelinvoeren.
(I) Ripetere dal punto 3 a 9 per tutte le voci relative ai cavi riscaldanti.
(S) Upprepa stegen 3-9 för samtliga värmkabelinföringar.
(N) Gjenta 3 til 9 for samtlige varmekabelinnganger.
(DK) Gentag punkt 3 til 9 for alle varmekabelindgange.
(FIN) Toista kohdat 3-9 kaikille lämpökaapeleiden sisäänmenoille.

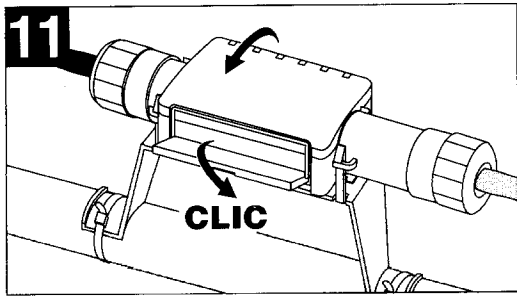

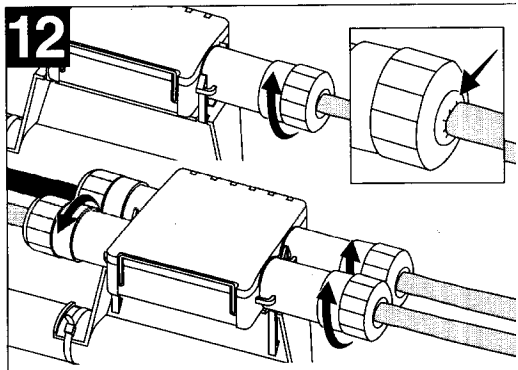

(GB) Tighten gland nuts firmly!
(D) Drehen Sie die Muttern der Kabelverschraubung(en) kräftig fest!
(F) Serrer fermement les écrous du presse-étoupe!
(NL) Draai de wartelmoer(en) stevig vast!
(I) Stringere bene i dadi di tenuta!
(S) Drag åt hylsmuttrarna ordentligt!
(N) Trekk til pakkboksmuttrene!
(DK) Efterspænd pakmøtrikkerne!
(FIN) Kiristä laippamutterit kunnolla!

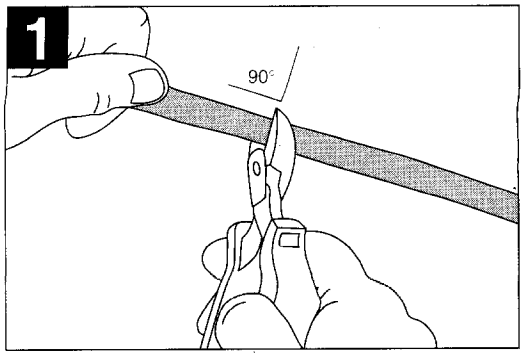

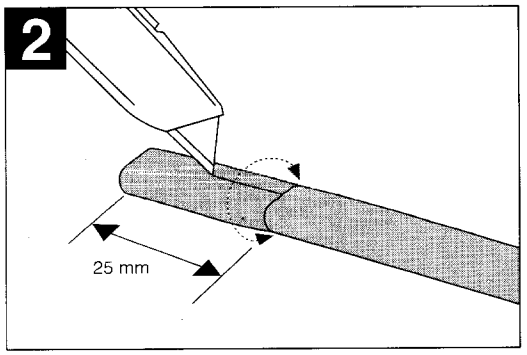

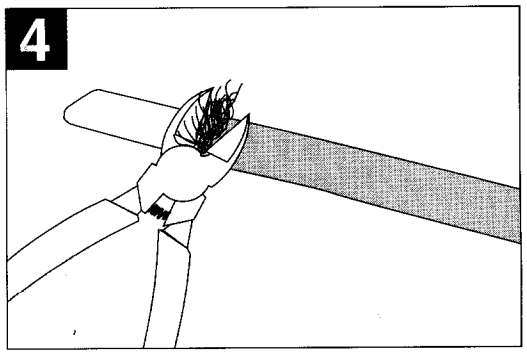

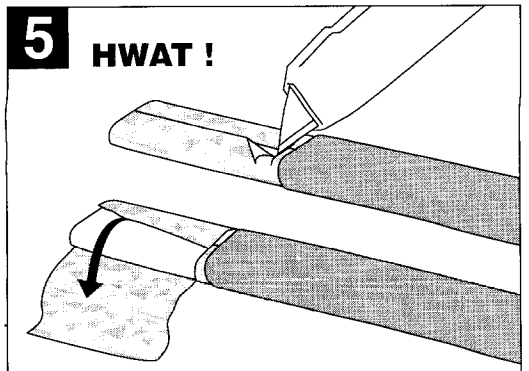

(GB) HWAT cables only: remove aluminium wrap.
(D) Nur HWAT Heizbänder: Aluminiumfolie entfernen.
(F) Rubans HWAT uniquement: enlever l'enveloppe en aluminium.
(NL) Enkel HWAT-kabels: verwijder de aluminiumfolie.
(I) Solo cavi HWAT: togliere il foglio di alluminio.
(S) Endast HWAT-kablar: avlägsna aluminiumhöljet.
(N) Kun HWAT kabler: Fjern aluminiumsfolien.
(DK) Kun HWAT kabler: Fjern aluminiumsfolien.
(FIN) Vain HWAT-johtimet: poista alumiinipäällys.

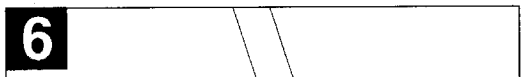

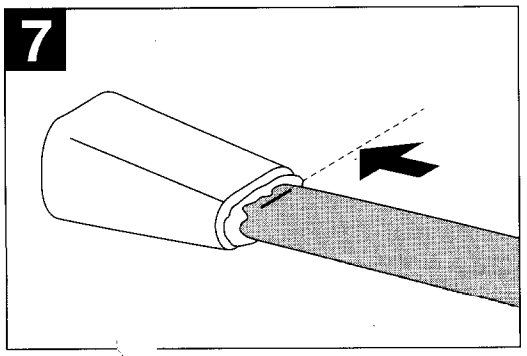

IceStop, Raychem, RayClic and WinterGard are trademarks of Raychem Corporation.

België / Belgique
NV Raychem SA
Diestsesteenweg 692
3010 Kessel-Lo
Tel. (016) 351 800
Fax (016) 351 797

Danmark
Raychem A/S
Jens Grøns Vej 21
7100 Vejle
Tlf. 75 85 83 88
Fax 75 85 82 41

Deutschland
Raychem GmbH
Grazer Straße 24-28
63073 Offenbach am Main
Tel. (0 69) 9 89 53-0
Fax (0 69) 89 65 44

France
Raychem SA
2, Boulevard du Moulin à Vent
B.P. 8300
95802 Cergy-Pontoise-Cedex
Tél. (1) 34 20 24 00
Fax (1) 34 20 23 54

Italia
Raychem SPA
Centro Direzionale Milanofiori
Palazzo E5
20090 Assago, Milano
Tel. (02) 57 57 61
Fax (02) 82 57 628

Nederland
Raychem (Nederland) b.v.
Benelux gebouw
Van Heuven Goedhartlaan 121
1181 KK Amstelveen
Tel. (020) 6400411
Fax (020) 6400469

Norge
Raychem A/S
Trollåsveien 36
Postboks 731
1411 Kolbotn
Tel. 66 807490
Fax 66 808392

Österreich
Raychem Ges.m.b.H.
Rennweg 85
2345 Brunn bei Wien
Tel. (02236) 326 26-0
Fax (02236) 326 26-5

Schweiz / Suisse
Raychem AG
Oberneuhofstrasse 8
Postfach 229
6341 Baar
Tel. (041) 768 65 00
Fax (041) 768 65 01

Suomi
Raychem Oy
Tiilitie 10
01720 Vantaa
Puh. (90) 848 311
Telekopio (90) 840 528

Sverige
Raychem AB
Box 2054
Vita Lijans väg 20
127 02 Skärholmen
Tfn. (08) 449 49 00
Fax (08) 449 49 01

United Kingdom
Raychem Ltd
Chemelex Division
Faraday Road
Dorcan, Wiltshire SN3 5HH
Tel. (01793) 572 663
Fax (01793) 572 189

© Raychem Corporation INST-168 PCN 064383 Rev 2 12/95 Printed on recycled paper