



preci-dip

WWW.PRECIDIP.COM TEL +41 32 421 04 00 SALES@PRECIDIP.COM


SOCKETS FOR PLASTIC LEADED CHIP CARRIERS (PLCC)

SMT TERMINATIONS

Series 540 PLCC sockets with SMT terminations come with square sizes for IC-packages according to JEDEC MO-047 and rectangular size (32) according to JEDEC MO-052, low profile.

TECHNICAL SPECIFICATIONS (FOR GENERAL SPECS, SEE PAGE 155)

| | |
|-----------------------|--|
| INSULATOR | Glass filled thermoplastic PPS-GF30-FR |
| FLAMMABILITY | UL 94V-0 |
| CONTACT | Phosphor bronze |
| CONTACT PRESSURE | Min. 1.5 N per contact |
| MECHANICAL LIFE | Min. 50 cycles |
| RATED CURRENT | 1 A |
| CONTACT RESISTANCE | Max. 20 mΩ |
| DIELECTRIC STRENGTH | Min. 600 V _{RMS} |
| INSULATION RESISTANCE | Min. 5'000 MΩ |
| CAPACITANCE | Max. 2 pF |
| COPLANARITY | |
| SMD TERMINATIONS | Max. 0.1 mm |



ORDERING INFORMATION ROHS COMPLIANT PARTS

| PP PLATING CODE | TERMINATION | CONTACT |
|-----------------|-------------|---------|
| 88 | Tin | Tin |

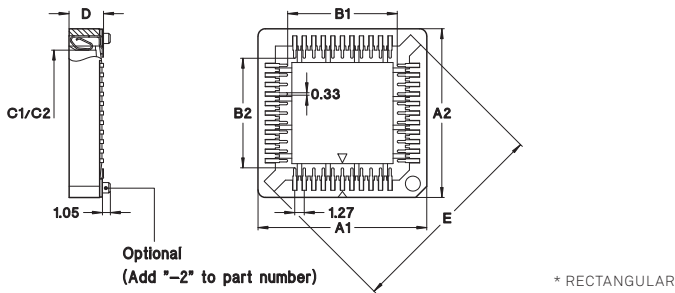
Option: parts with positioning pegs add suffix **-2** to part number (only available for No. of poles 32, 44, 68 and 84).

Tape & Reel packaging:

add suffix **-TR** to part number.

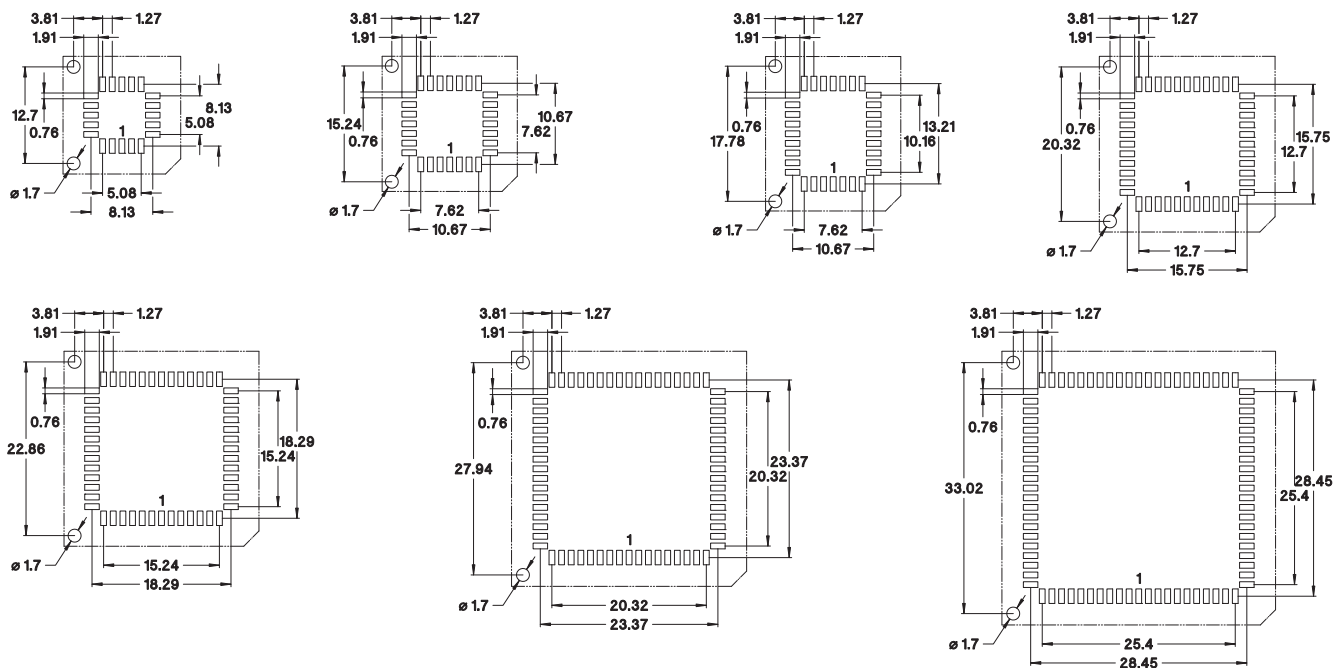


T & R Packaging



| NO. OF POLES | A1/A2 | B1/B2 | C1/C2 | D | E | ORDER CODES |
|--------------|------------------------------|-------|-------|------|-------|-------------------|
| 20 | 14.86 | 7.02 | 9.20 | 4.60 | 16.00 | 540-88-020-17-400 |
| 28 | 17.34 | 9.50 | 11.76 | 4.60 | 19.70 | 540-88-028-17-400 |
| 32* | 16.95 / 9.40 / 11.60 / 19.50 | 11.90 | 14.20 | 3.80 | 22.00 | 540-88-032-17-400 |
| 44 | 22.42 | 14.50 | 16.70 | 4.60 | 27.00 | 540-88-044-17-400 |
| 52 | 25.40 | 17.24 | 19.46 | 4.60 | 30.80 | 540-88-052-17-400 |
| 68 | 30.54 | 22.26 | 24.40 | 4.60 | 37.65 | 540-88-068-17-400 |
| 84 | 35.56 | 27.34 | 29.58 | 4.60 | 45.10 | 540-88-084-17-400 |

PCB LAYOUT SERIES 540, SMD TYPES





preci-dip

WWW.PRECIDIP.COM TEL +41 32 421 04 00 SALES@PRECIDIP.COM

SOCKETS FOR PLASTIC LEADED CHIP CARRIERS (PLCC)

SOLDER TAIL

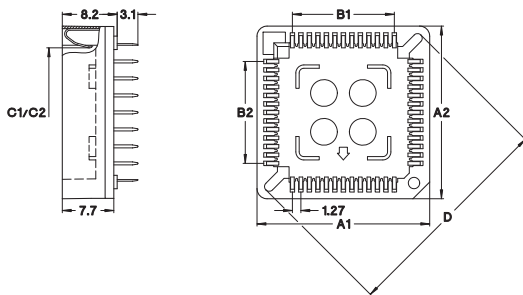

Series 540 PLCC sockets, solder tail, with precision stamped contacts providing component retention thanks to positive spring action.

TECHNICAL SPECIFICATIONS (FOR GENERAL SPECS, SEE PAGE 155)

| | |
|-----------------------|--|
| INSULATOR | Glass filled thermoplastic PPS-GF40-FR |
| FLAMMABILITY | UL 94V-0 |
| CONTACT | Phosphor bronze |
| MECHANICAL LIFE | Min. 25 cycles |
| RATED CURRENT | 1 A |
| CONTACT RESISTANCE | Max. 30 mΩ |
| DIELECTRIC STRENGTH | Min. 500 V _{RMS} |
| INSULATION RESISTANCE | Min. 1'000 MΩ |
| CAPACITANCE | Max. 1 pF |

ORDERING INFORMATION ROHS COMPLIANT PARTS

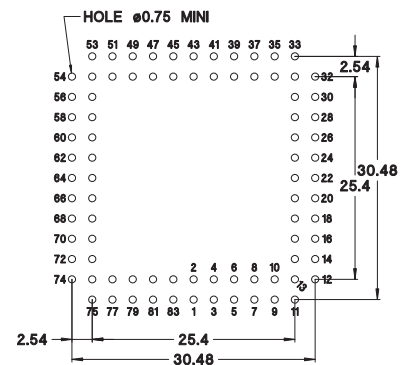
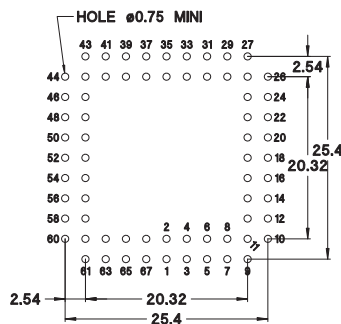
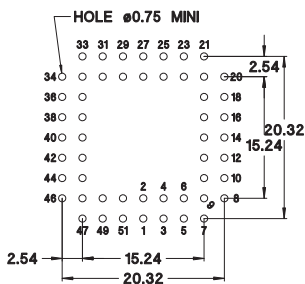
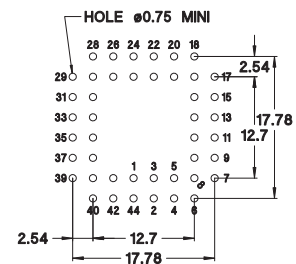
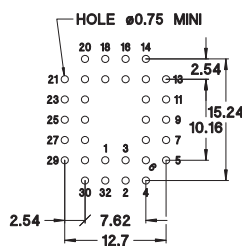
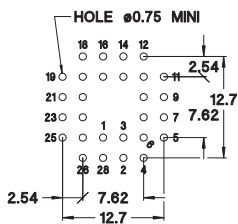
| | | |
|-----------------|-------------|---------|
| PP PLATING CODE | TERMINATION | CONTACT |
| 88 | Tin | Tin |



* RECTANGULAR

| NO. OF POLES | A1 | A2 | B1 | B2 | C1 | C2 | D | ORDER CODES |
|--------------|-------|-------|-------|-------|-------|-------|-------|-------------------|
| 28 | 18.09 | 18.09 | 7.62 | 7.62 | 11.20 | 11.20 | 22.12 | 540-88-028-24-008 |
| 32* | 18.04 | 20.60 | 7.62 | 10.16 | 11.20 | 13.60 | 23.12 | 540-88-032-24-008 |
| 44 | 23.10 | 23.10 | 12.70 | 12.70 | 16.20 | 16.20 | 29.12 | 540-88-044-24-008 |
| 52 | 25.70 | 25.70 | 15.24 | 15.24 | 18.80 | 18.80 | 32.85 | 540-88-052-24-008 |
| 68 | 30.80 | 30.80 | 20.32 | 20.32 | 23.70 | 23.70 | 39.90 | 540-88-068-24-008 |
| 84 | 35.95 | 35.95 | 25.40 | 25.40 | 28.90 | 28.90 | 47.40 | 540-88-084-24-008 |

PCB HOLE PATTERNS SERIES 540, THRU-HOLE TYPES



PGA / BGA / PLCC SOCKETS