

Enclosure for command devices, 22 mm, round, enclosure material plastic, enclosure top part gray, 1 control point, A = illuminated pushbutton, clear, metal, 1 NO, LED 24 V, spring-type terminal floor mounting, support terminal, label: 1 1xM20 each on top and bottom



Product brand name	SIRIUS ACT
Product designation	Enclosures
Product type designation	3SU1
Manufacturer's article number	<ul style="list-style-type: none"> • of supplied contact module A2 = 3SU1400-2AA10-3BA0 3SU1400-2AA10-3BA0 • of supplied contact module at the command point A 2 • of supplied LED module A3 = 3SU1401-2BB60-3AA0 3SU1401-2BB60-3AA0 • of supplied LED module at the command point A • of the supplied holder A = 3SU1550-0AA10-0AA0 3SU1550-0AA10-0AA0 • of the supplied holder at the command point A 3SU1051-0AB70-0AA0 • of the supplied actuator 3SU1051-0AB70-0AA0 • of the supplied actuator at the command point A 3SU1801-0AA00-0AB1 • of supplied empty enclosure • of supplied support terminal A4 = 3SU1400-2DA43-3AA0 3SU1400-2DA43-3AA0 • of supplied support terminal at the command point A

Enclosure	
Design of the housing	with recess for label
Shape of the enclosure front	Square
Material of the enclosure	plastic
Number of command points	1
Product component	
• EMERGENCY STOP device	No
• protective collar	No
Color	
• of top part of the enclosure	grey
Delivery state	
• as a kit	No
• pre-wired on strip terminal	No
Mounting type of the enclosure	Vertical

Actuator	
Design of the operating mechanism	Pushbutton
Suitability for use EMERGENCY OFF switch	No
Product feature	
• lockout	No
Product extension optional Light source	No
Color	
• of the actuating element	clear
Material of the actuating element	metal
Shape of the actuating element	round
Number of contact modules	1

Front ring	
Product component front ring	Yes
Design of the front ring	Standard
Material of the front ring	Metal, high gloss
Color of the front ring	silver

Holder	
Material of the holder	Metal

Display	
Number of LED modules	1

General technical data	
Product function	
• positive opening	No
• EMERGENCY OFF function	No
• EMERGENCY STOP function	No
Protection class IP	IP66, IP67, IP69(IP69K)
Degree of protection NEMA rating	NEMA 1, 2, 3, 3R, 4, 4X, 12K, 13

Shock resistance	
<ul style="list-style-type: none"> • acc. to IEC 60068-2-27 • for railway applications acc. to DIN EN 61373 	Sinusoidal half-wave 50 g / 11 ms Category 1, Class B
Reference code acc. to DIN EN 81346-2	S
Reference code acc. to DIN EN 61346-2	S
Continuous current of the C characteristic MCB	10 A; for a short-circuit current smaller than 400 A
Continuous current of the quick DIAZED fuse link	10 A
Continuous current of the DIAZED fuse link gG	10 A
Operating voltage	
<ul style="list-style-type: none"> • at AC <ul style="list-style-type: none"> — at 50 Hz rated value — at 60 Hz rated value • at DC <ul style="list-style-type: none"> — rated value 	5 ... 500 V 5 ... 500 V 5 ... 500 V

Auxiliary circuit	
Design of the contact of auxiliary contacts	Silver alloy
Number of NC contacts for auxiliary contacts	0
Number of NO contacts for auxiliary contacts	1
Number of CO contacts	
<ul style="list-style-type: none"> • for auxiliary contacts 	0

Connections/Terminals	
Type of electrical connection	
<ul style="list-style-type: none"> • of modules and accessories 	Spring-type terminal
Type of electrical connection on enclosure	Cable routing above and below, both 1 x M20
Tightening torque of the screws in the bracket	1 ... 1.2 N·m
Tightening torque of mounting screws in the enclosure cover	1.5 ... 1.7 N·m

Lamp	
Light intensity	900 ... 1 400 mcd

Interfaces	
Design of the interface	
<ul style="list-style-type: none"> • for communication 	without

Ambient conditions	
Ambient temperature	
<ul style="list-style-type: none"> • during operation • during storage 	-25 ... +70 °C -40 ... +80 °C
Environmental category during operation acc. to IEC 60721	3M6, 3S2, 3B2, 3K6 (with relative air humidity of 10 ... 95 %, no condensation in operation permitted for all devices behind front panel)

Installation/ mounting/ dimensions	
Mounting type	

• of modules and accessories	Floor mounting
Height	85 mm
Width	85 mm
Depth	75 mm
Shape of the installation opening	round

Accessories	
Number of labels	0
Number of inscription plates	1
Marking of inscription plate	A = I

Certificates/approvals

General Product Approval	Declaration of Conformity
--------------------------	---------------------------



CCC



CSA



UL



VDE



EG-Konf.

Declaration of Conformity	Test Certificates	Marine / Shipping
---------------------------	-------------------	-------------------

[Miscellaneous](#)

[Type Test Certificates/Test Report](#)



ABS



LRS



PRS



RINA

Marine / Shipping	other
-------------------	-------



RMRS



DNVGL.COM/AF

[Confirmation](#)

Further information

Information- and Downloadcenter (Catalogs, Brochures,...)

<http://www.siemens.com/industrial-controls/catalogs>

Industry Mall (Online ordering system)

<https://mall.industry.siemens.com/mall/en/en/Catalog/product?mlfb=3SU1801-0BD00-4AB1>

Cax online generator

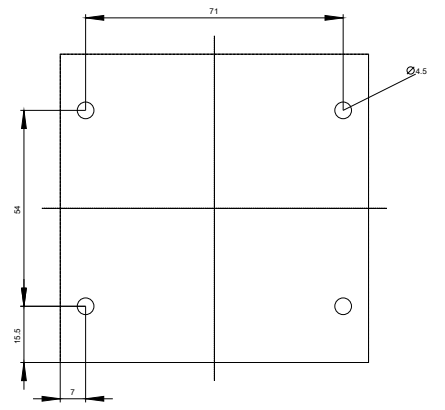
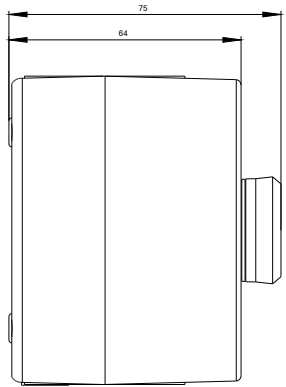
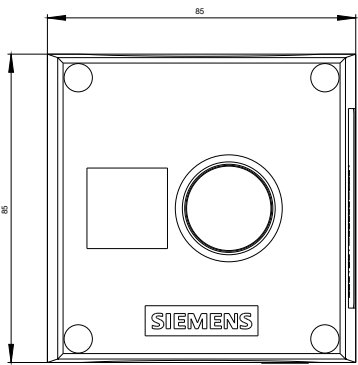
<http://support.automation.siemens.com/WW/CAXorder/default.aspx?lang=en&mlfb=3SU1801-0BD00-4AB1>

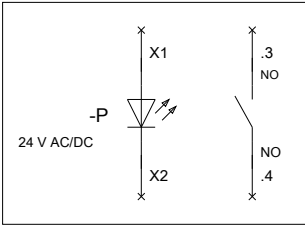
Service&Support (Manuals, Certificates, Characteristics, FAQs,...)

<https://support.industry.siemens.com/cs/ww/en/ps/3SU1801-0BD00-4AB1>

Image database (product images, 2D dimension drawings, 3D models, device circuit diagrams, EPLAN macros, ...)

http://www.automation.siemens.com/bilddb/cax_de.aspx?mlfb=3SU1801-0BD00-4AB1&lang=en





SIEMENS

3SU18.1.BD0_01_4_IEC.DXF

last modified:

09/05/2019