

Commercial status: Commercialised



Main

Range	Acti9
Product name	Acti9 iDT40
Product or component type	Miniature circuit-breaker
Device short name	IDT40T
Device application	Distribution
Poles description	1P + N
Number of protected poles	1
Neutral position	Left
[In] rated current	6 A
Network type	AC
Trip unit technology	Thermal-magnetic
Curve code	B
Breaking capacity	4500 A Icn at 230 V AC 50 Hz conforming to EN/IEC 60898-1 6 kA Icu at 230 V AC 50 Hz conforming to EN/IEC 60947-2
Suitability for isolation	Yes conforming to EN/IEC 60947-2
Quality labels	NF

Complementary

Network frequency	50 Hz
[Ue] rated operational voltage	230 V AC 50 Hz
Magnetic tripping limit	3...5 x In conforming to EN/IEC 60898-1 4 x In +/- 20 % conforming to EN/IEC 60947-2
[Ics] rated service breaking capacity	4500 A 100 % x Icn at 230 V AC 50 Hz conforming to EN/IEC 60898-1 4.5 kA 75 % x Icu at 230 V AC 50 Hz conforming to EN/IEC 60947-2
Limitation class	3 conforming to EN/IEC 60898-1
[Ui] rated insulation voltage	400 V AC 50 Hz conforming to EN/IEC 60947-2
[Uimp] rated impulse withstand voltage	4 kV conforming to EN/IEC 60947-2
Contact position indicator	Yes
Control type	Toggle
Local signalling	ON/OFF indication Trip indicator
Mounting mode	Clip-on
Mounting support	DIN rail
9 mm pitches	2
Height	85 mm
Width	18 mm
Depth	74 mm
Net weight	120 g
Colour	White
Mechanical durability	20000 cycles
Electrical durability	20000 cycles
Locking options description	Padlocking device
Top connection	Screw




The information provided in this documentation contains general descriptions and/or technical characteristics of the performance of the products contained herein. This documentation is not intended as a substitute for and is not to be used for determining suitability or reliability of these products for specific user applications. It is the duty of any such user or integrator to perform the appropriate and complete risk analysis, evaluation and testing of the products with respect to the relevant specific application or use thereof. Neither Schneider Electric Industries SAS nor any of its affiliates or subsidiaries shall be responsible or liable for misuse of the information contained herein.

Bottom connection	Screw
Connections - terminals	Tunnel type terminals top or bottom1...10 mm ² flexible Tunnel type terminals top or bottom1...16 mm ² rigid
Wire stripping length	14 mm for top or bottom connection
Tightening torque	2 N.m top or bottom
Earth-leakage protection	Separate block

Environment

Standards	EN/IEC 60898-1 EN/IEC 60947-2
Product certifications	CE BV RINA DNV
IP degree of protection	IP20 conforming to IEC 60529 IP40 (modular enclosure) conforming to IEC 60529
Pollution degree	3 conforming to EN/IEC 60947-2
Relative humidity	95 % at 55 °C
Operating altitude	2000 m
Ambient air temperature for operation	-25...70 °C
Ambient air temperature for storage	-40...85 °C

Offer Sustainability

Sustainable offer status	Green Premium product
REACH Regulation	 REACH Declaration
EU RoHS Directive	Compliant  EU RoHS Declaration
Mercury free	Yes
RoHS exemption information	 Yes
China RoHS Regulation	 China RoHS Declaration
Environmental Disclosure	 Product Environmental Profile
Circularity Profile	No need of specific recycling operations
WEEE	The product must be disposed on European Union markets following specific waste collection and never end up in rubbish bins

Contractual warranty

Warranty	18 mois
----------	---------