

Output coupler Optocoupler 1 S, transistor, 24 V DC Output max. 30 V DC, 5 A Short circuit-proof Screw terminal Overall width 6.2 mm Thermal current 5 A



Figure similar

Product brand name	SIRIUS
Product category	SIRIUS 3RQ3 coupling relays in slim design
Product designation	Coupling relays with semiconductor output (not plug-in)
Design of the product	Output coupling link
Product type designation	3RQ3

General technical data	
Display version LED	Yes
Product component	
• Relay output	No
• semi-conductor output	Yes
Insulation voltage	
• for overvoltage category III according to IEC 60664	
— with degree of pollution 3 rated value	50 V
Surge voltage resistance rated value	2.5 kV
Protection class IP	IP20
Shock resistance	

<ul style="list-style-type: none"> • acc. to IEC 60068-2-27 	sinusoidal half-wave 15g / 11 ms
Vibration resistance	
<ul style="list-style-type: none"> • acc. to IEC 60068-2-6 	6 ... 150 Hz: 2 g
Switching frequency	100 Hz
Thermal current	5 A
Reference code	
<ul style="list-style-type: none"> • acc. to IEC 81346-2:2009 	K
<ul style="list-style-type: none"> • acc. to DIN EN 61346-2 	K

Control circuit/ Control

Control supply voltage at DC	
<ul style="list-style-type: none"> • rated value 	11 ... 30 V
Operating range factor control supply voltage rated value at DC	
<ul style="list-style-type: none"> • initial value 	1
<ul style="list-style-type: none"> • Full-scale value 	1
Switch-on delay time	
<ul style="list-style-type: none"> • at DC maximum 	0.2 ms
Off-delay time	0.3 ms
Product component Plug-in socket	No

Auxiliary circuit

Type of switching contact	NO contact
Number of NO contacts	
<ul style="list-style-type: none"> • for auxiliary contacts 	1

Main circuit

Type of voltage	DC
------------------------	----

Inputs/ Outputs

Property of the output Short-circuit proof	Yes
---	-----

Outputs

Ampacity of the semiconductor output at DC	5 mA ... 5 A
---	--------------

Electromagnetic compatibility

EMC emitted interference	
<ul style="list-style-type: none"> • acc. to IEC 60947-1 	ambience A (industrial sector)
EMI immunity	
<ul style="list-style-type: none"> • acc. to IEC 60947-1 	corresponds to degree of severity 3
Conducted interference	
<ul style="list-style-type: none"> • due to burst acc. to IEC 61000-4-4 	2 kV
<ul style="list-style-type: none"> • due to conductor-earth surge acc. to IEC 61000-4-5 	2 kV
<ul style="list-style-type: none"> • due to conductor-conductor surge acc. to IEC 61000-4-5 	1 kV






Field-bound parasitic coupling acc. to IEC 61000-4-3	10 V/m
Electrostatic discharge acc. to IEC 61000-4-2	6 kV contact discharge / 8 kV air discharge
Display	
Display version	
<ul style="list-style-type: none"> as status display by LED 	LED green
Connections/Terminals	
Product function	
<ul style="list-style-type: none"> removable terminal 	No
Type of electrical connection	
<ul style="list-style-type: none"> for auxiliary and control current circuit 	screw-type terminals
Wire length	
<ul style="list-style-type: none"> at DC maximum 	1 000 m
Type of connectable conductor cross-sections	
<ul style="list-style-type: none"> solid 	1x (0.25 ... 2.5 mm ²)
<ul style="list-style-type: none"> finely stranded with core end processing 	1x (0.25 ... 1.5 mm ²)
<ul style="list-style-type: none"> at AWG conductors solid 	1 x (20 ... 14)
Connectable conductor cross-section	
<ul style="list-style-type: none"> solid 	0.25 ... 2.5 mm ²
<ul style="list-style-type: none"> finely stranded with core end processing 	0.25 ... 1.5 mm ²
AWG number as coded connectable conductor cross section	
<ul style="list-style-type: none"> solid 	20 ... 14
Tightening torque	
<ul style="list-style-type: none"> with screw-type terminals 	0.5 ... 0.6 N·m
Installation/ mounting/ dimensions	
Mounting position	any
Mounting type	snap-on mounting
Height	93 mm
Width	6.2 mm
Depth	72.5 mm
Required spacing	
<ul style="list-style-type: none"> with side-by-side mounting <ul style="list-style-type: none"> forwards Backwards upwards downwards at the side for grounded parts <ul style="list-style-type: none"> forwards Backwards upwards 	0 mm 0 mm 0 mm 0 mm 0 mm 0 mm 0 mm 0 mm

— at the side	0 mm
— downwards	0 mm
• for live parts	
— forwards	0 mm
— Backwards	0 mm
— upwards	0 mm
— downwards	0 mm
— at the side	0 mm

Ambient conditions

Installation altitude at height above sea level	
• maximum	2 000 m
Ambient temperature	
• during operation	-25 ... +60 °C
• during storage	-40 ... +85 °C
• during transport	-40 ... +85 °C
Relative humidity	
• during operation	10 ... 95 %

Certificates/approvals

General Product Approval	Declaration of Conformity	Marine / Shipping	other
 CSA	 UL	 EAC	 EG-Konf.
 TYPE APPROVED PRODUCT DNV-GL DNVGL.COM/AF			Confirmation

Further information

Information- and Downloadcenter (Catalogs, Brochures,...)

<http://www.siemens.com/industrial-controls/catalogs>

Industry Mall (Online ordering system)

<https://mall.industry.siemens.com/mall/en/en/Catalog/product?mlfb=3RQ3055-1SM30>

Cax online generator


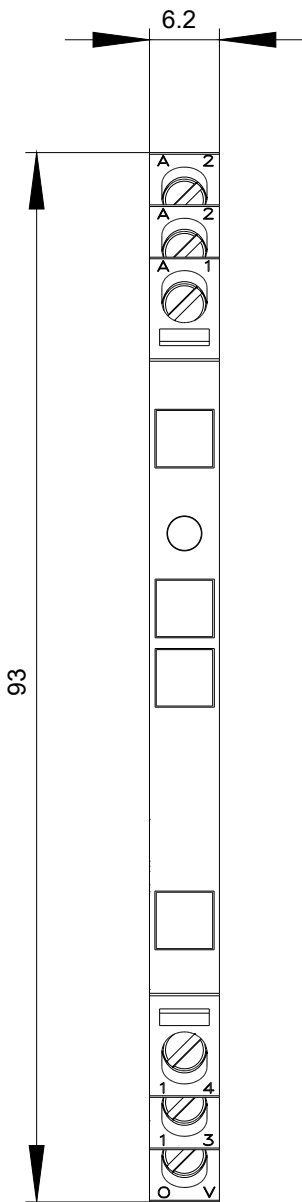
<http://support.automation.siemens.com/WW/CAXorder/default.aspx?lang=en&mlfb=3RQ3055-1SM30>

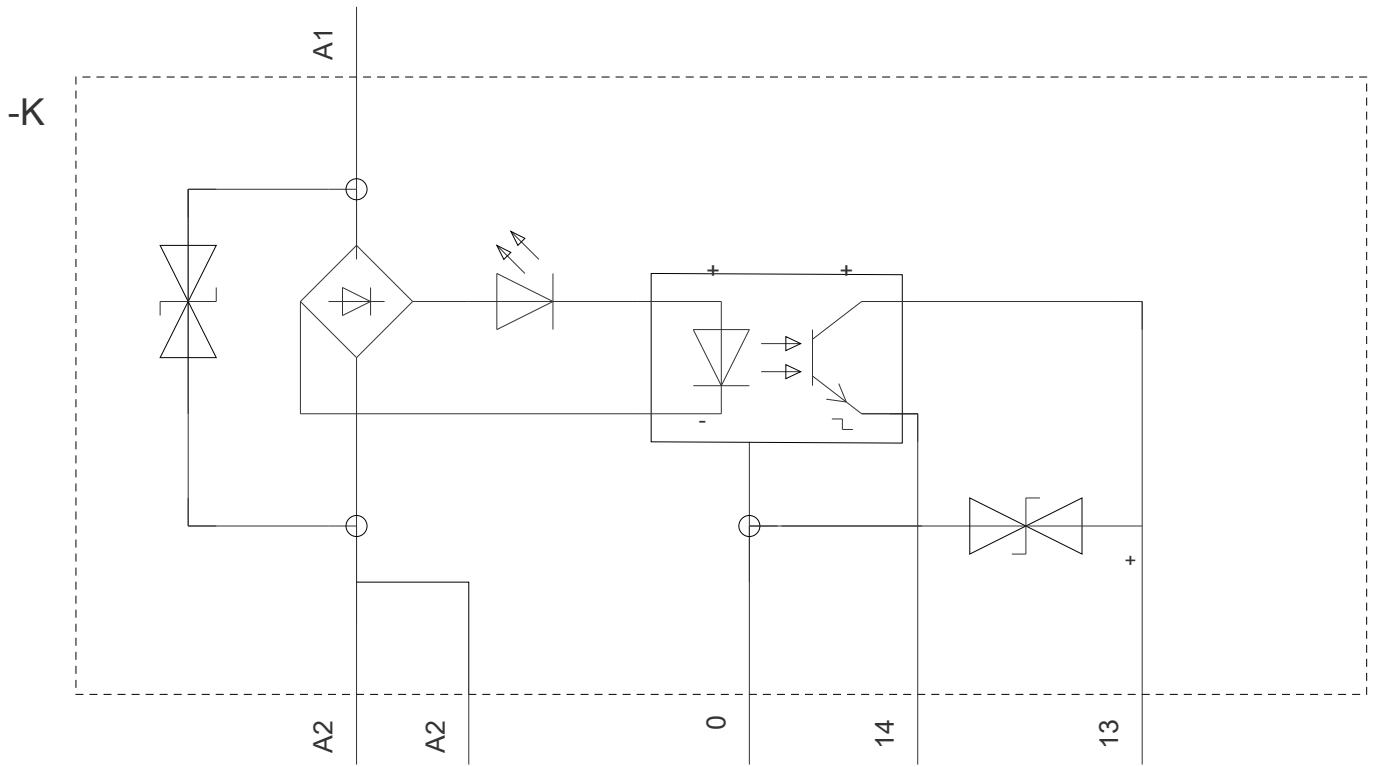
Service&Support (Manuals, Certificates, Characteristics, FAQs,...)

<https://support.industry.siemens.com/cs/ww/en/ps/3RQ3055-1SM30>

Image database (product images, 2D dimension drawings, 3D models, device circuit diagrams, EPLAN macros, ...)

http://www.automation.siemens.com/bilddb/cax_de.aspx?mlfb=3RQ3055-1SM30&lang=en





last modified:

05/17/2018