




Connectors > Terminal Blocks & Strips > Barrier Strips



Number of Positions: 6
Barrier Strip Style: **Dual Barrier**
Connector System: **Wire-to-Wire**
Centerline (Pitch): 11.1 mm [.438 in]
Number of Rows: 2

Features

Product Type Features

Block Style	Non-Feed Through
Connector System	Wire-to-Wire
Connector & Contact Terminates To	Wire & Cable

Configuration Features

Number of Levels	1
Number of Positions	6
Number of Rows	2

Electrical Characteristics

Operating Voltage	300 V
-------------------	-------

Body Features

Quick Connect Tab Plating Material	Tin
Primary Product Color	Black
Product Orientation	Vertical
Barrier Strip Style	Dual Barrier



Contact Features

Contact Base Material	Brass
Contact Current Rating (Max)	25 A

Mechanical Attachment

Top Termination Type	Wire Clamp Combo Head
Mounting Options	End Mounting Ears
Screw Plating Material	Nickel
Screw Material	Steel
Thread Size	6-32
Connector Mounting Type	Panel Mount

Housing Features

Housing Material	Thermoplastic
Centerline (Pitch)	11.1 mm [.438 in]

Dimensions

Product Length	85.8 mm, 86.41 mm [3.37 in]
Wire Size	22 – 14 AWG

Usage Conditions

Operating Temperature Range	-40 – 120 °C [-40 – 248 °F]
-----------------------------	-----------------------------

Operation/Application

Circuit Application	Power
---------------------	-------

Industry Standards

UL Flammability Rating	UL 94V-0
------------------------	----------

Packaging Features

Packaging Method	Carton
Packaging Quantity	100

Product Compliance

For compliance documentation, visit the product page on TE.com>

EU RoHS Directive 2011/65/EU	Compliant
EU ELV Directive 2000/53/EC	Compliant
China RoHS 2 Directive MIIT Order No 32, 2016	No Restricted Materials Above Threshold



EU REACH Regulation (EC) No. 1907/2006	Current ECHA Candidate List: JAN 2025 (247) Candidate List Declared Against: JAN 2025 (247) Does not contain REACH SVHC
Halogen Content	Low Halogen - Br, Cl, F, I < 900 ppm per homogenous material. Also BFR/CFR/PVC Free
Solder Process Capability	Wave solder capable to 265°C

Product Compliance Disclaimer

This information is provided based on reasonable inquiry of our suppliers and represents our current actual knowledge based on the information they provided. This information is subject to change. The part numbers that TE has identified as EU RoHS compliant have a maximum concentration of 0.1% by weight in homogenous materials for lead, hexavalent chromium, mercury, PBB, PBDE, DBP, BBP, DEHP, DIBP, and 0.01% for cadmium, or qualify for an exemption to these limits as defined in the Annexes of Directive 2011/65/EU (RoHS2). Finished electrical and electronic equipment products will be CE marked as required by Directive 2011/65/EU. Components may not be CE marked. Additionally, the part numbers that TE has identified as EU ELV compliant have a maximum concentration of 0.1% by weight in homogenous materials for lead, hexavalent chromium, and mercury, and 0.01% for cadmium, or qualify for an exemption to these limits as defined in the Annexes of Directive 2000/53/EC (ELV). Regarding the REACH Regulation, the information TE provides on SVHC in articles for this part number is based on the latest European Chemicals Agency (ECHA) ‘Guidance on requirements for substances in articles’ posted at this URL: <https://echa.europa.eu/guidance-documents/guidance-on-reach>

Compatible Parts




TE Part # 1776058-1
Over-the-Barrier Jumper, .437 CL

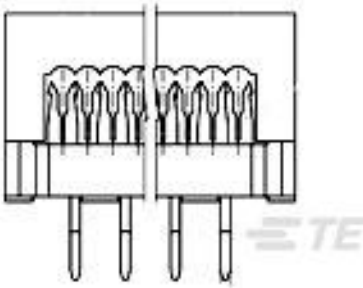


TE Part # 1546671-6
6P .437" DR BARRIER,W/WIR CLMP


Customers Also Bought




TE Part #2-1761606-8
IDC LOW PRO HDR 24P VERT LA



TE Part #5746613-3
16 DIP PLUG CONN-W/COVER



TE Part #1-1393771-8
JWD-171-27=REED RELAYS



TE Part #2-1761606-9
IDC LOW PRO HDR 26P VERT LA





TE Part #CAT-AM74-UN384H
AMP-LATCH UNIVERSAL HEADERS



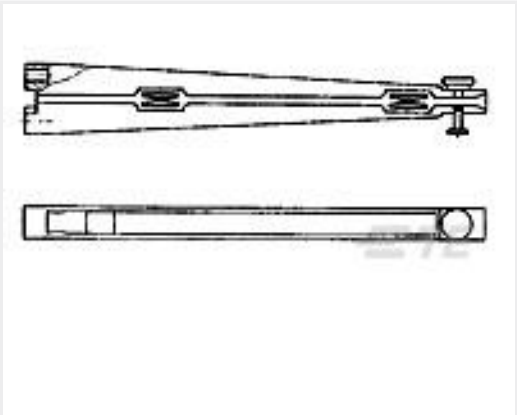
TE Part #4-644456-0
10P MTA100 HDR ASSY (NARROW)



TE Part #3-640601-4
04P MTA156 CONN ASSY 22AWG LF



TE Part #5554434-1
EMI RCPT ASSY,24 POSN,SHLD



TE Part #4-1437353-7
OEC G6031VR CARD GUIDE,
LOCKING, 90 MM

Documents

Product Drawings

6P .437" DR BARRIER,W/BND SCRW

English

CAD Files

Customer View Model

ENG_CVM_CVM_1546670-6_L1.3d_stp.zip

English

Customer View Model

ENG_CVM_CVM_1546670-6_L1.2d_dxf.zip

English

3D PDF

3D

Customer View Model

ENG_CVM_CVM_1546670-6_L1.3d_igs.zip

English

By downloading the CAD file I accept and agree to the [Terms and Conditions](#) of use.

Datasheets & Catalog Pages

BUCHANAN TERMINAL BLOCKS CATALOG - BARRIER STRIPS

English

1-1773458-2_BARRIER_STRIPS_QUICK_REFERENCE_GUIDE

English

Agency Approvals

UL

English

1546670-6

6 Position Barrier Strip, Dual Barrier, Wire-to-Wire, 11.1 mm [.438 in] Centerline, 2 Row, 300 V, 22 – 14 AWG, .3 – 2 mm² Wire, Wire & Cable

