

Surface Mount Fuse, PTC, 1210 footprint, 3.2 x 2.6 mm, 30 VDC

new



6.0 - 30.0VDC · 0.05 - 1.5A



Description

- Directly solderable on printed circuit boards
- 100% compatible with the PFMU type

Standards

- UL 1434
- CSA C22.2 no. 0, TIL no. CA-3A

Approvals

- UL File Number: E172175
- CSA File Number: 702083

Applications

- Game console port protection
- PC motherboards
- Cellular Phone

References

[Packaging Details](#)

Weblinks

[pdf-datasheet](#), [html-datasheet](#), [General Product Information](#), [Approvals](#), [CE declaration of conformity](#), [RoHS](#), [CHINA-RoHS](#), [REACH](#), [e-Shop](#), [SCHURTER-Stock-Check](#), [Distributor-Stock-Check](#), [Detailed request for product](#)

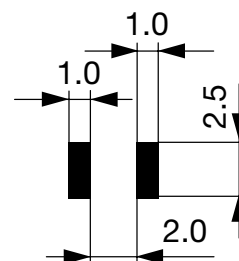
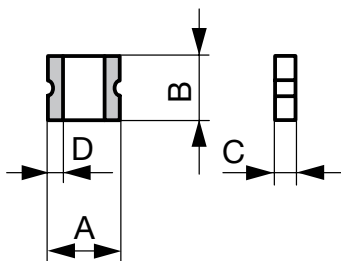
Technical Data

V max	6.0 - 30.0VDC
I _{max}	10 - 40A
I hold	0.05 - 1.5A
Mounting	PCB,SMT
Allowable Operation Temp.	-40°C to 85°C
Material: Terminals	Electroless Nickel under Immersion Gold
Storage Conditions	0°C to 40°C, max. 70% r.h.
Product Marking	I hold, Data Code

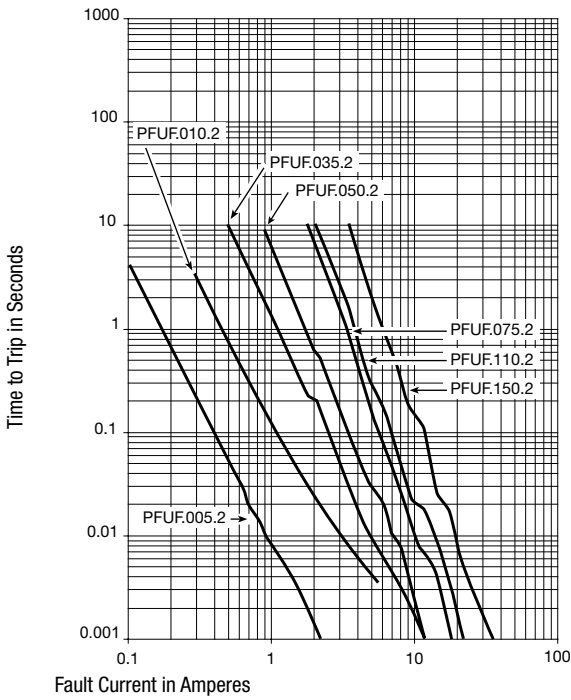
Soldering Methods	Reflow
Solderability	245°C / 3 sec
Resistance to Soldering Heat	260°C / 10 sec
Passing Aging	+85 °C, 1000 Hours -> +/- 5% Typical Resistance Change
Humidity Aging	+85 °C, 85% r.h., 1000 Hours -> +/- 5% Typical Resistance Change
Thermal Shock	+85 °C to -40 °C, 20 Times -> +/- 10% Typical Resistance Change
Vibration	MIL-STD-883C, Method 2007.1, Test Condition A
Resistance to Solvents	MIL-STD-202, Methode 215

Dimension

3.2 mm



Time-Current-Curves



Dimensions

A min [mm]	A max [mm]	B min [mm]	Insert depth	C min [mm]	C max [mm]	D min [mm]	Order Number
3	3.43	2.35	2.8	0.8	1.1	0.3	PFUF.005.2
3	3.43	2.35	2.8	0.8	1.1	0.3	PFUF.010.2
3	3.43	2.35	2.8	0.8	1.1	0.3	PFUF.020.2
3	3.43	2.35	2.8	0.55	0.85	0.3	PFUF.035.2
3	3.43	2.35	2.8	0.55	0.85	0.3	PFUF.050.2
3	3.43	2.35	2.8	0.55	0.85	0.3	PFUF.075.2
3	3.43	2.35	2.8	0.55	0.85	0.3	PFUF.110.2
3	3.43	2.35	2.8	0.4	0.85	0.3	PFUF.150.2

Most Popular.

Availability for all products can be searched real-time: <http://www.schurter.com/en/Stock-Check/Stock-Check-SCHURTER>

Thermal Derating Chart Ihold [A]

Order Number	-40 °C	-20 °C	0 °C	23 °C	40 °C	50 °C	60 °C	70 °C	85 °C	Order Number
PFUF.005.2	0.08	0.07	0.06	0.05	0.04	0.04	0.03	0.03	0.02	PFUF.005.2
PFUF.010.2	0.15	0.13	0.12	0.1	0.09	0.08	0.07	0.06	0.05	PFUF.010.2
PFUF.020.2	0.32	0.28	0.24	0.2	0.18	0.16	0.14	0.12	0.1	PFUF.020.2
PFUF.035.2	0.51	0.46	0.4	0.35	0.3	0.27	0.24	0.22	0.18	PFUF.035.2
PFUF.050.2	0.76	0.66	0.58	0.5	0.42	0.38	0.35	0.29	0.23	PFUF.050.2
PFUF.075.2	1.1	0.97	0.86	0.75	0.64	0.58	0.55	0.47	0.39	PFUF.075.2
PFUF.110.2	1.6	1.42	1.26	1.1	0.94	0.86	0.8	0.7	0.58	PFUF.110.2
PFUF.150.2	2.3	2.02	1.76	1.5	1.24	1.11	1	0.85	0.65	PFUF.150.2

Most Popular.

Availability for all products can be searched real-time: <http://www.schurter.com/en/Stock-Check/Stock-Check-SCHURTER>

Electrical Characteristics at 23 °C

V max [VDC]	I max [A]	I hold [A]	I trip [A]	R initial min [Ω]	R 1hour max [Ω]	Max Time to trip [A]	Max Time to Trip [s]	Tripped Power Dissipation [W]	Order Number
30.0	10	0.05	0.15	2.8	50	0.25	1.5	0.60	PFUF.005.2
30.0	10	0.1	0.3	0.8	15	0.5	0.6	0.60	PFUF.010.2
30.0	10	0.2	0.4	0.4	5	8	0.02	0.60	PFUF.020.2
6.0	40	0.35	0.75	0.2	1.3	8	0.2	0.60	PFUF.035.2
13.2	40	0.5	1	0.18	0.9	8	0.1	0.60	PFUF.050.2
6.0	40	0.75	1.5	0.07	0.45	8	0.1	0.60	PFUF.075.2
6.0	40	1.1	2.2	0.05	0.21	5	1	0.60	PFUF.110.2
6.0	40	1.5	3	0.03	0.11	5	5	0.60	PFUF.150.2

Most Popular.

Availability for all products can be searched real-time:<http://www.schurter.com/en/Stock-Check/Stock-Check-SCHURTER>

Packaging Unit Blister Tape 18 cm Reel (3000 pcs.)