

Lightning arrester type 1 - FLT-SEC-H-T1-3C-264/25-FM - 2905871

Please be informed that the data shown in this PDF Document is generated from our Online Catalog. Please find the complete data in the user's documentation. Our General Terms of Use for Downloads are valid (<http://phoenixcontact.com/download>)




Plug-in lightning arrester, in accordance with Type 1/Class I, with integrated surge-proof fuse, for 3-phase power supply networks with combined PE and N installed in one conductor (L1, L2, L3, PEN).

Why buy this product

- ✓ Integrated combination of spark gap without line follow current and surge-proof fuse
- ✓ Can be used without separate backup fuse thanks to integrated overcurrent protection
- ✓ Free of leakage current, suitable for use in the pre-meter area
- ✓ Can be inserted with innovative push-pull locking mechanism
- ✓ Low voltage protection level of 1.5 kV
- ✓ Optical, mechanical status indicator
- ✓ With floating remote indication contact



Key Commercial Data

Packing unit	1 pc
GTIN	 4 055626 003825
Weight per Piece (excluding packing)	1552.0 g
Custom tariff number	85363030
Country of origin	Germany
Note	Made to Order (non-returnable)

Technical data

Dimensions

Height	167 mm
Width	106.8 mm
Depth	74.5 mm
Horizontal pitch	6 Div.

Ambient conditions

Lightning arrester type 1 - FLT-SEC-H-T1-3C-264/25-FM - 2905871

Technical data

Ambient conditions

Degree of protection	IP20 (only when all terminal points are used)
Ambient temperature (operation)	-40 °C ... 80 °C
Ambient temperature (storage/transport)	-40 °C ... 80 °C
Altitude	≤ 4000 m (amsl (above mean sea level))
Permissible humidity (operation)	5 % ... 95 %

General

Standards/specifications	IEC 61643-11 2011
	EN 61643-11 2012
IEC test classification	I / II
	T1 / T2
	T1
	I
EN type	T1 / T2
	T1
IEC power supply system	TN-C
	TT
Lightning protection class	II
Number of ports	One
SPD design	Voltage-switching type
Mode of protection	L-PEN
Mounting type	DIN rail: 35 mm
Color	light grey RAL 7035
	traffic grey A RAL 7042
Housing material	PA 6.6-FR 20% GF
	PBT-FR
Pollution degree	2
Distance between live and grounded parts	1 mm
Inflammability class according to UL 94	V-0
Type	DIN rail module, two-section, divisible
Number of positions	3
Surge protection fault message	Optical, remote indicator contact

Protective circuit

Nominal voltage U_N	240/415 V AC (TN-C)
Nominal frequency f_N	50 Hz (60 Hz)
Maximum continuous voltage U_C	264 V AC
Nominal discharge current I_n (8/20) μ s	25 kA
Maximum discharge current I_{max} (8/20) μ s	50 kA
Impulse discharge current (10/350)# μ s, charge	12.5 As
Impulse discharge current (10/350)# μ s, specific energy	160 kJ/ Ω

Lightning arrester type 1 - FLT-SEC-H-T1-3C-264/25-FM - 2905871

Technical data

Protective circuit

Impulse discharge current (10/350)# μ s, peak value I_{imp}	25 kA
Total discharge current I_{Total} (10/350) μ s	75 kA
Follow current interrupt rating I_{fi}	50 kA
Short-circuit current rating I_{SCCR}	50 kA
Voltage protection level U_p	≤ 1.5 kV
Residual voltage U_{res}	≤ 1.5 kV (at I_n)
	≤ 2.5 kV (at 50 kA)
	≤ 1.2 kV (at 12.5 kA)
	≤ 1 kV (at 5 kA)
	≤ 0.9 kV (at 2.5 kA)
Front of wave sparkover voltage at 6 kV (1.2/50) μ s	≤ 1.5 kV
TOV behavior at U_T	415 V AC (5 s / withstand mode)
	460 V AC (120 min / withstand mode)
Response time t_A	≤ 100 ns

Indicator/remote signaling

Connection name	Remote fault indicator contact
Switching function	PDT contact
Operating voltage	12 V AC ... 250 V AC
	125 V DC (200 mA DC)
Operating current	10 mA AC ... 1 A AC
	1 A DC (30 V DC)
Connection method	Plug-in/screw connection via COMBICON
Screw thread	M2
Tightening torque	0.25 Nm
Stripping length	7 mm
Conductor cross section flexible min.	0.14 mm ²
Conductor cross section flexible max.	1.5 mm ²
Conductor cross section solid min.	0.14 mm ²
Conductor cross section solid max.	1.5 mm ²
AWG conductor cross section	28 ... 16

Connection data

Connection method	Screw terminal blocks
Conductor cross section flexible min.	2.5 mm ²
Conductor cross section flexible max.	35 mm ²
Conductor cross section solid min.	2.5 mm ²
Conductor cross section solid max.	35 mm ²
AWG conductor cross section	13 ... 2
Screw thread	M5
Tightening torque	4.5 Nm

Lightning arrester type 1 - FLT-SEC-H-T1-3C-264/25-FM - 2905871

Technical data

Connection data

Stripping length	18 mm
------------------	-------

UL specifications

Nom. voltage	240 V AC
--------------	----------

Classifications

eCl@ss

eCl@ss 5.1	27130801
eCl@ss 6.0	27130808

ETIM

ETIM 4.0	EC000381
ETIM 5.0	EC000381

Approvals

Approvals

Approvals

KEMA-KEUR / EAC / CCA / IECEx CB Scheme

Ex Approvals

Approvals submitted

Approval details

KEMA-KEUR

EAC

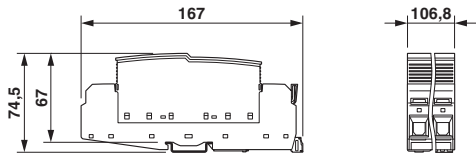
CCA

IECEx CB Scheme

Lightning arrester type 1 - FLT-SEC-H-T1-3C-264/25-FM - 2905871

Drawings

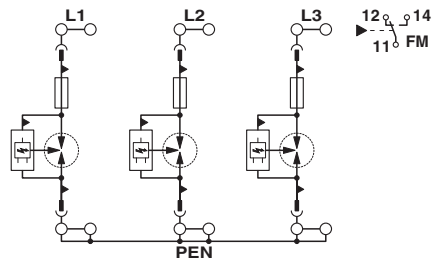
Dimensional drawing



Product drawing



Circuit diagram



Lightning arrester type 1 - FLT-SEC-H-T1-3C-264/25-FM - 2905871

Application drawing

