



M12 Connector

TE Internal #: 1-2823447-5

8 Position Circular Connector, Cable-to-Cable, Sealable, Wire & Cable, Signal, Reverse Gender, Plastic, A Code, M12 Connector

[View on TE.com >](#)

Connectors > Circular Connectors > Standard Circular Connectors > M12 Panel Mount Crimped Strain Relief



Number of Positions: 8

Connector System: **Cable-to-Cable**

Sealable: **Yes**

Connector & Contact Terminates To: **Wire & Cable**

Contact Current Rating (Max): **2 A**

[All M12 Panel Mount Crimped Strain Relief \(4\)](#)

Features

Product Type Features

Assembly Requirement	Factory Assembled
Circular Connector Shell Type	All Plastic
Connector Product Type	Connector Assembly
Assembly Type	Electrical Connector
Prewired	No
Connector System	Cable-to-Cable
Sealable	Yes
Connector & Contact Terminates To	Wire & Cable
Circular Connector Type	Plug
Shell Type	Plastic

Configuration Features

Keying & Polarized Position Locations	A
Factory Installed Backshell	With



Number of Positions	8
Number of Power Positions	0
Number of Signal Positions	8
Contacts Preloaded	Yes

Electrical Characteristics

Operating Voltage	30 VDC
EMI & RFI Protection & Suppression Type	Shielding

Body Features

Product Weight	25 g[.8832 oz]
O-Ring Material	Silicone Rubber
Environmental Protection	IP67
Environmental Protection Type	Sealed
Primary Product Color	Black
Shell Base Material	Plastic
Circular Connector Insulation Material Type	Low Fire Hazard Thermoplastic
Hermetically Sealed	Yes

Contact Features

Contact Current Rating (Max)	2 A
Reverse Gender	Yes
Circular Connector Contact Type	Pin

Termination Features

Termination Method to Wire & Cable	Crimp
------------------------------------	-------

Mechanical Attachment

Mating Retention Type	Threaded
Mating Alignment	With
Polarization Code	A
Mating Alignment Type	Keyed
Mating Retention	With

Housing Features

Circular Connector Shell Size	16
-------------------------------	----

Dimensions

Wire Size	26 AWG
-----------	--------



Usage Conditions

IP Dust Sealing Level	6
IP Water Sealing Level	IP67
Operating Temperature Range	-40 – 85 °C[-40 – 185 °F]

Operation/Application

Durability Rating	250 Cycles
Circuit Application	Signal
Shielded	Yes

Industry Standards

Compatible With Approved Standards Products	IEC
---	-----

Packaging Features

Packaging Quantity	1
--------------------	---

Product Compliance

For compliance documentation, visit the product page on TE.com>

EU RoHS Directive 2011/65/EU	Compliant
EU ELV Directive 2000/53/EC	Not Yet Reviewed
China RoHS 2 Directive MIIT Order No 32, 2016	No Restricted Materials Above Threshold
EU REACH Regulation (EC) No. 1907/2006	Current ECHA Candidate List: JAN 2025 (247) Candidate List Declared Against: JUN 2018 (191) SVHC > Threshold: Not Yet Reviewed
Halogen Content	Low Halogen - Br, Cl, F, I < 900 ppm per homogenous material. Also BFR/CFR/PVC Free
Solder Process Capability	Not reviewed for solder process capability


Product Compliance Disclaimer

This information is provided based on reasonable inquiry of our suppliers and represents our current actual knowledge based on the information they provided. This information is subject to change. The part numbers that TE has identified as EU RoHS compliant have a maximum concentration of 0.1% by weight in homogenous materials for lead, hexavalent chromium, mercury, PBB, PBDE, DBP, BBP, DEHP, DIBP, and 0.01% for cadmium, or qualify for an exemption to these limits as defined in the Annexes of Directive 2011/65/EU (RoHS2). Finished electrical and electronic equipment products will be CE marked as required by Directive 2011/65/EU. Components may not be CE marked. Additionally, the part numbers that TE has identified as EU ELV compliant have a maximum concentration of 0.1% by weight in homogenous materials for lead, hexavalent chromium, and mercury, and 0.01% for cadmium, or qualify for an exemption to these limits as defined in the Annexes of Directive 2000/53/EC (ELV). Regarding the REACH Regulations, TE's information on SVHC in articles for this part number is still based on the European Chemical Agency (ECHA) 'Guidance on requirements for substances in articles'(Version: 2, April 2011), applying the 0.1% weight on weight concentration threshold at the finished




product level. TE is aware of the European Court of Justice ruling of September 10th, 2015 also known as O5A (Once An Article Always An Article) stating that, in case of ‘complex object’, the threshold for a SVHC must be applied to both the product as a whole and simultaneously to each of the articles forming part of its composition. TE has evaluated this ruling based on the new ECHA “Guidance on requirements for substances in articles” (June 2017, version 4.0) and will be updating its statements accordingly.


Compatible Parts




TE Part # 1-2823557-1  
CRIMP TOOL FOR CRIMP FLANGE /SLEEVE




TE Part # 1-2823560-1  
ASSEMBLY TOOL HANDLE FOR CRIMP FLANGE




TE Part # CAT-R131-IN722  
Crimp Insert for Use with 1-2823557-1




TE Part # 601967-1  
CRIMPING TOOL M22520/1-01



TE Part # 1-2823561-1  
UNIVERSAL INSERT (ALL M12 CODES)




TE Part # CAT-M1-M1  
M12 Assembly Tooling




TE Part # 601966-1  
CRIMPING TOOL M22520/2-01


Also in the Series | M12 Connector




Connector Hardware(11)



Connector Seals & Cavity Plugs(4)



M8/M12 Cable Assemblies(230)



Standard Circular Connectors(793)

Customers Also Bought



TE Part #1617147-5  
JMGAP-26P = M39016/17-030P



TE Part #CAT-HST-BSTS  
BSTS/BSTS-FR Heat Shrink Tubing



TE Part #ZPF000000000007174  
983-ORS 08-98 PN



TE Part #358279-000  
382C312-50-01-0





TE Part #1617807-5  
FC-335-SY8= RELAY, 3PST

TE Part #ZPF000000000001261  
097-0267-16 A1267

TE Part #1616058-6  
A703CD (FAA/PMA)=RELAY

TE Part #YDTS20Y13-98XNV001  
HERM RECP

Documents

Product Drawings

M12 A- M 8 CAT 5MEGALINE 5.3MM,LEONI

English

CAD Files

3D PDF

3D

Customer View Model

ENG\_CVM\_CVM\_1-2823447-5\_A.2d\_dxf.zip

English

Customer View Model

ENG\_CVM\_CVM\_1-2823447-5\_A.3d\_igs.zip

English

Customer View Model

ENG\_CVM\_CVM\_1-2823447-5\_A.3d\_stp.zip

English

By downloading the CAD file I accept and agree to the Terms and Conditions of use.

Datasheets & Catalog Pages

M12 RAIL CONNECTOR SERIES

English

M12 Rail Straight Connector

English

Product Specifications

Product Specification

English