


# D-SUB DUAL PORT R/A



## MATERIAL

INSULATOR : PBT+ GF ( UL94V-0 )

CONTACT : BRASS or PHOSPHOR BRONZE

## SPECIFICATION

CONTACT RESISTANCE : 30 mohm MAX. AT 1 AMP

INSULATOR RESISTANCE : 1 000 Mohm MIN. AT 500V DC

CURRENT RATING : 1 AMP

OPERATING TEMPERATURE : - 55° C to + 105° C

DIELECTRIC WITHSTANDING VOL. : 500 VAC RMS MIN.

## HOW TO ORDER

SERIES NO. NO. OF PINS CONTACT TYPE SPACE (DIA. E) SCREW TYPE CONTACT PLATING

**R36** — **01** — **2** — **1** — **1** — **G**

01 : 09/09  
02 : 15/15  
03 : 25/25  
04 : 37/37  
05 : 50/50

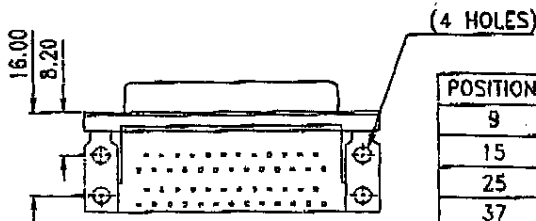
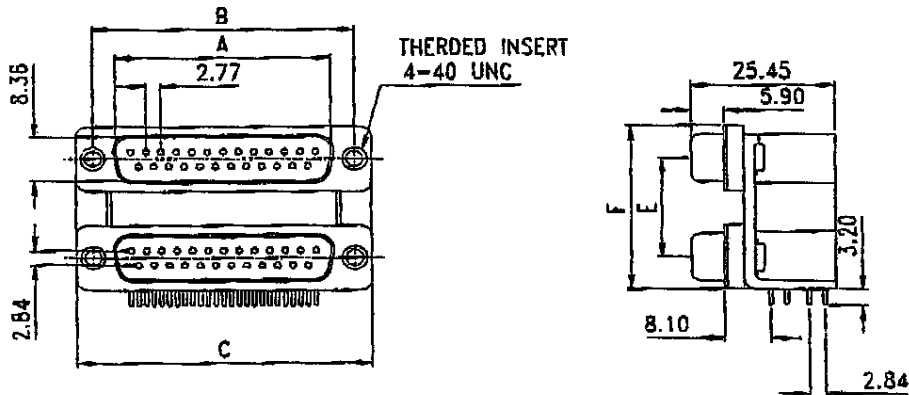
1: M / M.  
2: F / F  
3: M / F  
4: F / M

1: E=15.88mm  
2: E=19.05mm  
3: E=22.86mm

Refer to page 49

S: Selective  
G: Gold flash

NO. OF PINS AVAILABLE : 06 :09/HD15 ; 07 :09/25 ; 08 :15/25 ; 09 :15/ RCA JACK\*3 ; 10 : 25/09 ; 11 : 25/09 +09 ; 12 : 25/09 + HDD15



POSITION	A	B	C	E	F				
9	16.92	24.99	30.81	15.88	19.05	22.86	28.38	31.55	35.36
15	25.25	33.32	39.14	15.88	19.05	22.86	28.38	31.55	35.36
25	38.96	47.04	53.04	15.88	19.05	22.86	28.38	31.55	35.36
37	55.42	63.50	69.32	15.88	19.05	22.86	28.38	31.55	35.36