



## Main

Range of product	Zelio Relay
Product or component type	Socket
Contact terminal arrangement	Separate
Product compatibility	Plug-in relay RSL with 1 C/O contact at 60 V DC
Shape of pin	Flat
Device short name	RSLZ
Device presentation	Basic element
Sale per indivisible quantity	10
Switching voltage	230 V AC/DC



## Complementary

[Ith] conventional free air thermal current	6 A
[Ue] rated operational voltage	< 300 V AC
Clamping force	10...40 N
Fixing mode	Plastic compression spring (35 mm symmetrical DIN rail)
Marking	CE
CAD overall width	6.2 mm
CAD overall height	78.6 mm
CAD overall depth	101 mm
Net weight	0.023 kg
Rated operational voltage limits	184...264.5 V
Group of product	RSL_SPRING_TERS_230
Compatibility code	RSLZ

## Environment

Connections - terminals	Spring terminals, 1 x 0.2...1 x 1.5 mm <sup>2</sup> (AWG 24...AWG 16) flexible with cable end Spring terminals, 1 x 0.2...1 x 1.5 mm <sup>2</sup> (AWG 24...AWG 16) solid without cable end
Standards	IEC 61984 UL 508
Product certifications	GOST CSA
Ambient air temperature for storage	-40...85 °C
Ambient air temperature for operation	-40...55 °C
IP degree of protection	IP20 conforming to EN/IEC 60529
Dielectric strength	2500 V

## Offer Sustainability

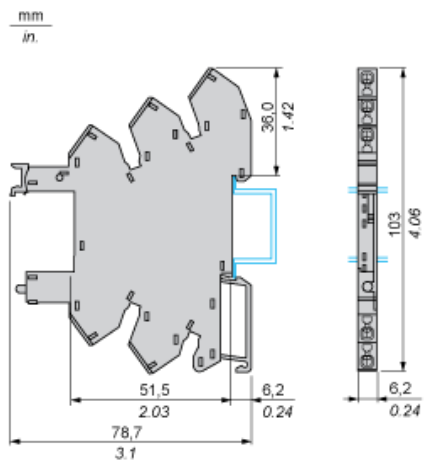
Sustainable offer status	Green Premium product
REACH Regulation	 REACH Declaration
REACH free of SVHC	Yes
EU RoHS Directive	Pro-active compliance (Product out of EU RoHS legal scope)  EU RoHS Declaration
Toxic heavy metal free	Yes

Mercury free	Yes
RoHS exemption information	<a href="#">Yes</a>
China RoHS Regulation	<a href="#">China RoHS Declaration</a>
Environmental Disclosure	<a href="#">Product Environmental Profile</a>
Circularity Profile	<a href="#">End Of Life Information</a>
WEEE	The product must be disposed on European Union markets following specific waste collection and never end up in rubbish bins

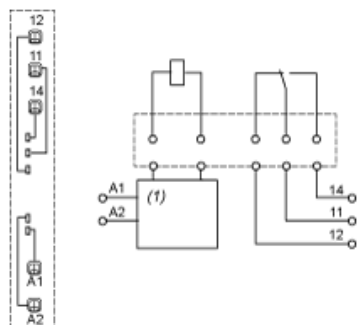
Contractual warranty

Warranty	18 months
----------	-----------

## Dimensions



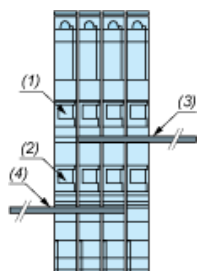
## Wiring Diagram



(1) Protection circuit

## Example of RSLZ2 Bus Jumper Mounting on Sockets

Side View



- (1) A1
- (2) A2
- (3) Bus jumper polarity A1
- (4) Bus jumper polarity A2