

826634-7 ✓ ACTIVE

AMPMODU | AMPMODU Headers

TE Internal #: 826634-7

PCB Mount Header, Right Angle, Board-to-Board, 14 Position, 2.54 mm [.1 in] Centerline, Breakaway, Gold (Au) / Gold Flash, AMPMODU Headers

[View on TE.com >](#)



Connectors > PCB Connectors > PCB Headers & Receptacles



PCB Connector Type: **PCB Mount Header**

Connector System: **Board-to-Board**

Number of Positions: **14**

Number of Rows: **2**

Centerline (Pitch): **2.54 mm [.1 in]**

Features

Product Type Features

PCB Connector Type	PCB Mount Header
Connector System	Board-to-Board
Header Type	Breakaway
Sealable	No
Connector & Contact Terminates To	Printed Circuit Board
Connector Product Type	Connector Assembly

Configuration Features

Connector Contact Load Condition	Fully Loaded
Number of Positions	14
Number of Rows	2
PCB Mount Orientation	Right Angle
Board-to-Board Configuration	Perpendicular

Electrical Characteristics

Insulation Resistance	5000 MΩ
Dielectric Withstanding Voltage (Max)	750 Vrms

Body Features

Primary Product Color	Green
-----------------------	-------

Contact Features



Contact Underplating Material	Nickel
Mating Square Post Dimension	.63 mm[.025 in]
PCB Contact Termination Area Plating Material Thickness	3 μm
Contact Shape & Form	Square
Contact Base Material	Phosphor Bronze
PCB Contact Termination Area Plating Material	Tin
Contact Mating Area Plating Material Thickness	.8 μm[31.5 μin]
Contact Mating Area Plating Material	Gold (Au), Gold Flash
Contact Type	Pin
Contact Current Rating (Max)	5 A

Termination Features

Termination Post & Tail Length	3.2 mm[.126 in]
Square Termination Post & Tail Dimension	.63 mm[.025 in]
Termination Method to PCB	Through Hole - Solder

Mechanical Attachment

Connector Mounting Type	Board Mount
Mating Alignment	Without
PCB Mount Alignment	Without
PCB Mount Retention	Without

Housing Features

Centerline (Pitch)	2.54 mm[.1 in]
Housing Material	PBT

Dimensions

Row-to-Row Spacing	2.54 mm[.1 in]
PCB Thickness (Recommended)	1.57 mm[.062 in]

Usage Conditions

Housing Temperature Rating	Standard
Operating Temperature Range	-65 – 105 °C[-85 – 221 °F]

Operation/Application

Circuit Application	Signal
---------------------	--------

Industry Standards

UL Flammability Rating	UL 94V-0
------------------------	----------



Packaging Features

Packaging Quantity	400
Packaging Method	Package

Product Compliance


[For compliance documentation, visit the product page on TE.com>](#)

EU RoHS Directive 2011/65/EU	Compliant
EU ELV Directive 2000/53/EC	Compliant
China RoHS 2 Directive MIIT Order No 32, 2016	No Restricted Materials Above Threshold
EU REACH Regulation (EC) No. 1907/2006	Current ECHA Candidate List: JAN 2025 (247) Candidate List Declared Against: JAN 2025 (247) Does not contain REACH SVHC
Halogen Content	Not Low Halogen - contains Br or Cl > 900 ppm.
Solder Process Capability	Wave solder capable to 265°C


Product Compliance Disclaimer

This information is provided based on reasonable inquiry of our suppliers and represents our current actual knowledge based on the information they provided. This information is subject to change. The part numbers that TE has identified as EU RoHS compliant have a maximum concentration of 0.1% by weight in homogenous materials for lead, hexavalent chromium, mercury, PBB, PBDE, DBP, BBP, DEHP, DIBP, and 0.01% for cadmium, or qualify for an exemption to these limits as defined in the Annexes of Directive 2011/65/EU (RoHS2). Finished electrical and electronic equipment products will be CE marked as required by Directive 2011/65/EU. Components may not be CE marked. Additionally, the part numbers that TE has identified as EU ELV compliant have a maximum concentration of 0.1% by weight in homogenous materials for lead, hexavalent chromium, and mercury, and 0.01% for cadmium, or qualify for an exemption to these limits as defined in the Annexes of Directive 2000/53/EC (ELV). Regarding the REACH Regulation, the information TE provides on SVHC in articles for this part number is based on the latest European Chemicals Agency (ECHA) 'Guidance on requirements for substances in articles' posted at this URL: <https://echa.europa.eu/guidance-documents/guidance-on-reach>

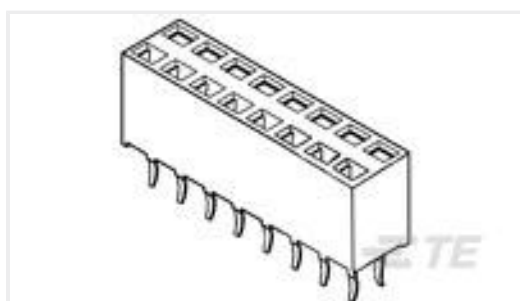
Compatible Parts




TE Part # 829264-7
2X 7P HV100 REC CON.B/TE, 6.2, NO KINK



TE Part # 216604-7
2X 7P HV190FEDERLEI



TE Part # 215309-7
2X7P HV100 REC CON. TE, 8.5MM



TE Part # 925367-7
MOD 4 REC.HSG 2X07P



TE Part # 215307-7
2X7P HV100 REC CON. TE, 7.0MM

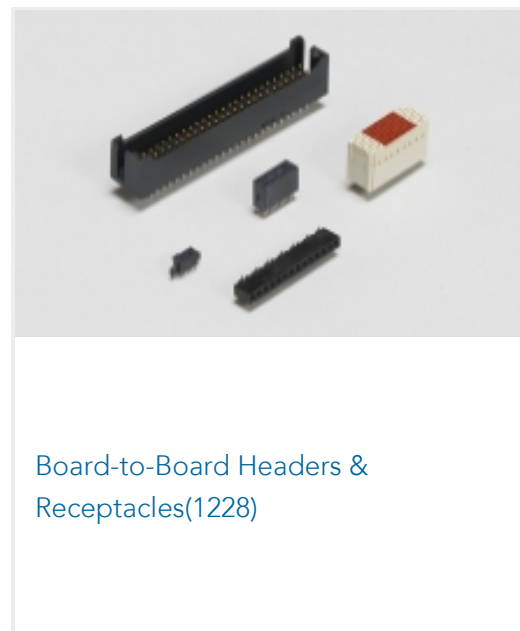


TE Part # 969973-7
2x7P HV100 REC. CON, SMD, GOLD, BLISTER


Also in the Series | AMPMODU Headers



Automotive Signal & Power Headers(3)




Board-to-Board Headers & Receptacles(1228)



Connector Contacts(15)



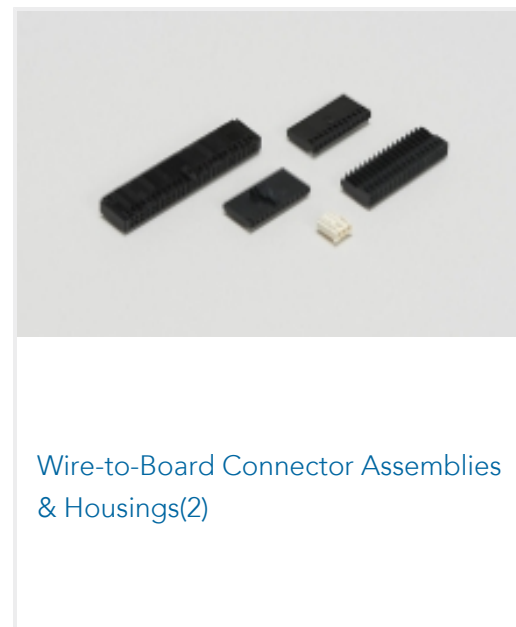
Connector Hardware(1)



Rectangular Connector Housings(2)



Rectangular Power Connectors(25)



Wire-to-Board Connector Assemblies & Housings(2)

Customers Also Bought



TE Part #384462-E
SRCP 2,54 4 M 1 SMD 137 E1 094 * GU-H*



TE Part #120521-1
1FHR,64,30A/P,S,N,S08,09,10



TE Part #1761681-6
IDC LOW PRO HDR 16P VERT HT BLACK



TE Part #6-2176243-3
CRGS0603 5% 150K



TE Part #4-2176430-4
MPT35 10R 1%



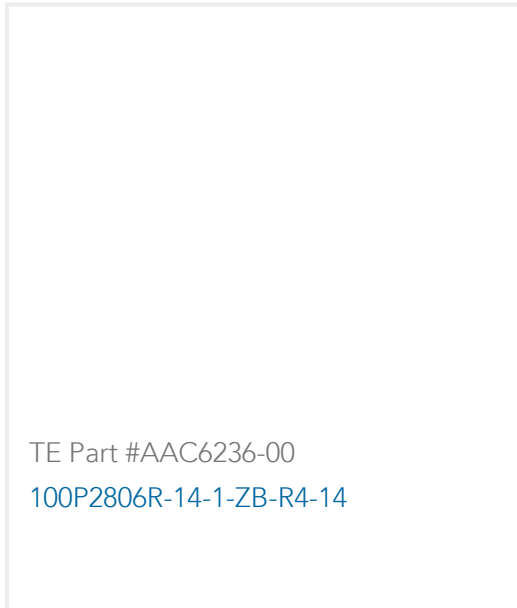
TE Part #1-2308272-4
CABLE CLAMP4 (CASE RAW)



TE Part #1-2308345-1
FULL METAL HOODS SIZE 4



TE Part #5557789-1
MJ,8POS,R/A,SHORTNG,PCBG



Documents

CAD Files

[3D PDF](#)

3D

Customer View Model

[ENG_CVM_CVM_826634-7_N.2d_dxf.zip](#)

English

Customer View Model

[ENG_CVM_CVM_826634-7_N.3d_igs.zip](#)

English

Customer View Model

[ENG_CVM_CVM_826634-7_N.3d_stp.zip](#)

English

By downloading the CAD file I accept and agree to the [Terms and Conditions](#) of use.

Agency Approvals

[UL Report](#)

English