

LED PIPE 1500

LED PIPE 1500 1500LM 17W L900 4000K

0051021

Range Features

- LED T5 batten 800lm/m ideal for cove lighting and secondary illumination
- LED T5 batten 1500lm/m high lumen output ideal for direct lighting such as under cabinet or in kitchens
- LED T5 batten 1500lm includes integrated switch
- Driver integrated, direct input 220-240V
- Seamless linking - up to 10m
- Tiltable mounting bracket included
- High quality robust PC extrusion tube
- Uniform light distribution
- Easy installation by mounting brackets (2 non-tiltable + 2 tilttable included)
- Available in approximately 300/600/900/1200mm length
- Available in 3000K and 4000K
- Low maintenance with 30,000 hours LED life expectancy
- LED technology provides energy efficient solution and reduced maintenance cost

PRODUCT OVERVIEW

Certifications	CE
Colour temperature (K)	4000
Colour	White
CRI (Ra)	80
EAN code	5410288510217
Luminous flux (lm)	1500
Housing	Polycarbonate
IP rating	IP20
Light colour	Cool white
LOR (%)	100
Mount	Surface mounted
Ordering number	0051021
Efficacy (Rated) (lm/w)	88
Average life (Rated) (h)	30000
Technology	LED
Voltage (V)	100-240
Included lamp	Integrated LED

DATA TABLE

General data

Certifications	CE
EAN code	5410288510217
Environment	Internal

LED PIPE 1500

LED PIPE 1500 1500LM 17W L900 4000K

0051021

General application	Residential & Consumer
Housing	Polycarbonate
Mount	Surface mounted
Ordering number	0051021
Range features	<p>LED T5 batten 800lm/m ideal for cove lighting and secondary illumination</p> <p>LED T5 batten 1500lm/m high lumen output ideal for direct lighting such as under cabinet or in kitchens</p> <p>LED T5 batten 1500lm includes integrated switch</p> <p>Driver integrated, direct input 220-240V</p> <p>Seamless linking - up to 10m</p> <p>Tiltable mounting bracket included</p> <p>High quality robust PC extrusion tube</p> <p>Uniform light distribution</p> <p>Easy installation by mounting brackets (2 non-tiltable + 2 tiltable included)</p> <p>Available in approximately 300/600/900/1200mm length</p> <p>Available in 3000K and 4000K</p> <p>Low maintenance with 30,000 hours LED life expectancy</p> <p>LED technology provides energy efficient solution and reduced maintenance cost</p>
Product name	LED PIPE 1500 1500LM 17W L900 4000K
Average life (Rated) (h)	30000
Technology	LED
Product features	LED Batten T5 1500lm per metre, 1500LM, 17W, L900, 4000K, 120 degree beam angle, includes switch, includes stripped cable (75cm), white polycarbonate body, dimensions length 882mm, width 24mm, height 36mm, includes standard and tilting brackets, linkable up to 10m.

Optical data

Colour temperature (K)	4000
CRI (Ra)	80
Distribution type	Direct
Luminous flux (lm)	1500
Light colour	Cool white
LOR (%)	100

Physical data

Colour	White
Diffuser finish	Frosted
Height (mm)	36
IP rating	IP20
Lamp included	Integrated
Length (mm)	882
Width (mm)	24
Included lamp	Integrated LED

LED PIPE 1500

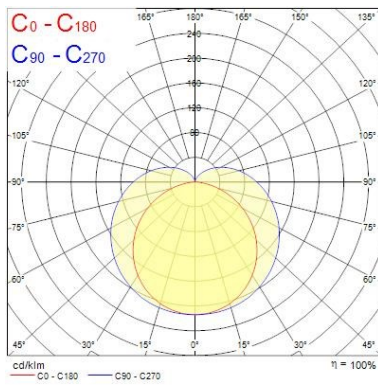
LED PIPE 1500 1500LM 17W L900 4000K

0051021

Electrical data

Electrical protection	CLASS 2
Efficacy (Rated) (lm/w)	88
Total power consumption (W)	17
Voltage (V)	100-240

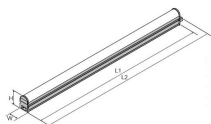
PHOTOMETRY



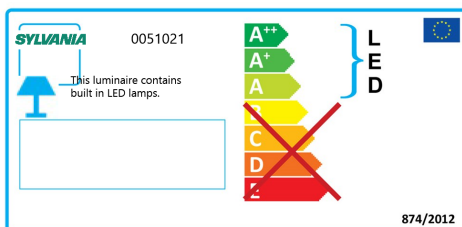
Distance [m]	Cone diameter [m]	E ₀ ' [lx]	E ₁₀ ' [lx]	E ₃₀ ' [lx]
0.5	14.67 1.45	86.1° 55.4°	1308 0	120
1.0	29.34 2.90	86.1° 55.4°	327 0	30
1.5	44.01 4.35	86.1° 55.4°	145 0	15
2.0	58.67 5.80	86.1° 55.4°	82 0	7
2.5	73.34 7.25	86.1° 55.4°	52 0	5
3.0	88.01 8.70	86.1° 55.4°	38 0	3

Distance [m] Cone diameter [m] Illuminance [lx]
 C0 - C180 (Half beam angle: 110.8°)
 C90 - C270 (Half beam angle: 112.2°)

TECHNICAL DRAWINGS




Power	L1	L2	W	H
4/6W	270mm	262mm	24mm	36mm
7/11W	570mm	562mm	24mm	36mm
10/17W	870mm	862mm	24mm	36mm
14/22W	1170mm	1162mm	24mm	36mm



LED PIPE 1500


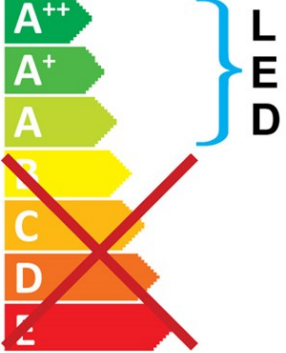
LED PIPE 1500 1500LM 17W L900 4000K

0051021



This luminaire contains built in LED lamps.

The lamps cannot be changed in the luminaire.



SYLVANIA 0051021 874/2012