

# CONSMA018-4-G ✓ ACTIVE

## SMA

TE Internal #: CONSMA018-4-G

SMA Connector, Jack, 50 ohm, Threaded, 18 GHz, 1 Position, Printed Circuit Board, Panel Mount, -65 – 165 °C [-85 – 329 °F], Solder, Straight, SMA

[View on TE.com >](#)



Connectors > RF Connectors > Coax Connectors



RF Interface: **SMA**

RF Connector Style: **Jack**

Impedance: **50 Ω**

RF Connector Coupling Mechanism: **Threaded**

Operating Frequency Range: **18 GHz**

## Features

### Product Type Features

Connector Product Type	Connector Assembly
RF Interface	SMA
RF Connector Style	Jack
Sealable	No
Connector & Contact Terminates To	Printed Circuit Board

### Configuration Features

Number of Positions	1
Number of Coaxial Contacts	1

### Electrical Characteristics

Impedance	50 Ω
-----------	------

### Body Features

Body Material	Brass
Body Material Finish	Plated
Body Plating Material	Gold

### Contact Features

RF Connector Center Contact Plating Material	Gold (Au)
RF Connector Center Contact Material	Beryllium Copper



**Termination Features**

Termination Method to Wire & Cable	Solder
------------------------------------	--------

**Mechanical Attachment**

Panel Mount Feature Type	Square Flange
RF Connector Coupling Mechanism	Threaded
Connector Mounting Type	Panel Mount
RF Contact Captivation Method	Mechanical
Detent	Without

**Housing Features**

Body Orientation	Straight
------------------	----------

**Usage Conditions**

Operating Temperature Range	-65 – 165 °C[-85 – 329 °F]
-----------------------------	----------------------------

**Operation/Application**

Circuit Application	Signal
Operating Frequency Range	18 GHz

**Packaging Features**

Packaging Quantity	100
Packaging Method	Tray

**Other**

Dielectric Material	Polytetrafluoroethylene (PTFE)
---------------------	--------------------------------

**Product Compliance**

[For compliance documentation, visit the product page on TE.com>](#)

EU RoHS Directive 2011/65/EU	Compliant with Exemptions
EU ELV Directive 2000/53/EC	Not Yet Reviewed
China RoHS 2 Directive MIIT Order No 32, 2016	有害物质含量超出标准 Restricted Substance(s) Above Threshold
EU REACH Regulation (EC) No. 1907/2006	Current ECHA Candidate List: JUNE 2025 (250) Candidate List Declared Against: JAN 2025 (247) SVHC > Threshold: Pb (4.45% in Component Part) <b>Article Safe Usage Statements:</b> Do not eat, drink or smoke when using this product. Wash thoroughly after handling. Recycle if possible and dispose of the article by following all applicable governmental regulations relevant to your geographic location.



Halogen Content	Low Bromine/Chlorine - Br and Cl < 900 ppm per homogenous material. Also BFR /CFR/PVC Free
Solder Process Capability	Not reviewed for solder process capability

Product Compliance Disclaimer

This information is provided based on reasonable inquiry of our suppliers and represents our current actual knowledge based on the information they provided. This information is subject to change. The part numbers that TE has identified as EU RoHS compliant have a maximum concentration of 0.1% by weight in homogenous materials for lead, hexavalent chromium, mercury, PBB, PBDE, DBP, BBP, DEHP, DIBP, and 0.01% for cadmium, or qualify for an exemption to these limits as defined in the Annexes of Directive 2011/65/EU (RoHS2). Finished electrical and electronic equipment products will be CE marked as required by Directive 2011/65/EU. Components may not be CE marked. Additionally, the part numbers that TE has identified as EU ELV compliant have a maximum concentration of 0.1% by weight in homogenous materials for lead, hexavalent chromium, and mercury, and 0.01% for cadmium, or qualify for an exemption to these limits as defined in the Annexes of Directive 2000/53/EC (ELV). Regarding the REACH Regulations, TE's information on SVHC in articles for this part number is still based on the European Chemical Agency (ECHA) 'Guidance on requirements for substances in articles' (Version: 2, April 2011), applying the 0.1% weight on weight concentration threshold at the finished product level. TE is aware of the European Court of Justice ruling of September 10th, 2015 also known as O5A (Once An Article Always An Article) stating that, in case of 'complex object', the threshold for a SVHC must be applied to both the product as a whole and simultaneously to each of the articles forming part of its composition. TE has evaluated this ruling based on the new ECHA "Guidance on requirements for substances in articles" (June 2017, version 4.0) and will be updating its statements accordingly.

## Compatible Parts



## Also in the Series | SMA



Battery Holders(1)




Connector Adapters & Connector Savers(8)



Connector Caps & Covers(3)



Connector Strain Relief(1)



RF Cable Assemblies(121)

## Customers Also Bought



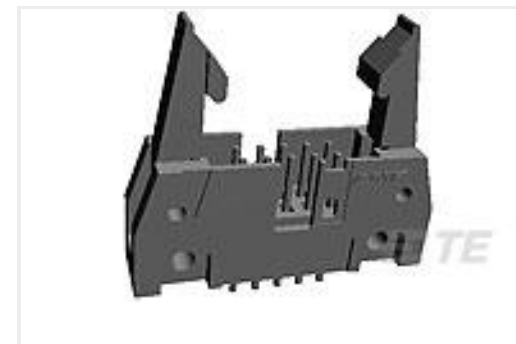
TE Part #800768-SF  
FN2010-60-24




TE Part #ADP-SMAF-SMAF-F-G  
SMA Jack to SMA Jack Flange




TE Part #6-160449-2  
FF 250 REC 1.0-2.5MM2 TPPB LP



TE Part #499206-1  
010 UNIV HDR SP 4S 30DP STD L1



TE Part #1410968-3  
MULTIGIG RT2 7RW RTM DC DF CT



TE Part #1410975-3  
MULTIGIG RT2 7RW DC RTM CT



TE Part #1-1469492-9  
MULTIGIG RT 9MM GUIDE/ESD UNKE



TE Part #1-1617004-0  
B07D034BC2-0053 = M5757/23-005



TE Part #2118727-2  
STD SHIELD COVER, CRS-29.96X19.10X2.00MM



TE Part #1-2176337-9  
CRGCO 0402 330R 1%

## Documents

### Product Drawings

[SMA Jack 50 Ohm Panel Mount](#)

English

### CAD Files

[3D PDF](#)

3D

[Customer View Model](#)

[ENG\\_CVM\\_CVM\\_CONSMA018-4-G\\_A.2d\\_dxf.zip](#)



English

**Customer View Model**

[ENG\\_CVM\\_CVM\\_CONSMA018-4-G\\_A.3d\\_igs.zip](#)

English

**Customer View Model**

[ENG\\_CVM\\_CVM\\_CONSMA018-4-G\\_A.3d\\_stp.zip](#)

English

By downloading the CAD file I accept and agree to the [Terms and Conditions](#) of use.

**Datasheets & Catalog Pages**

**SMA FEMALE FLANGE MOUNT, GOLD**

English