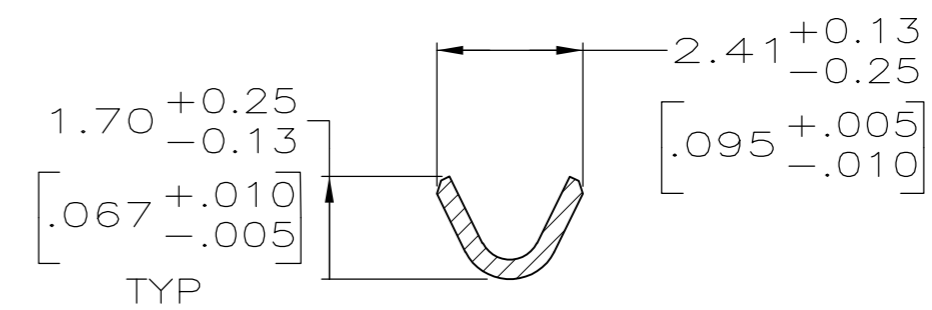
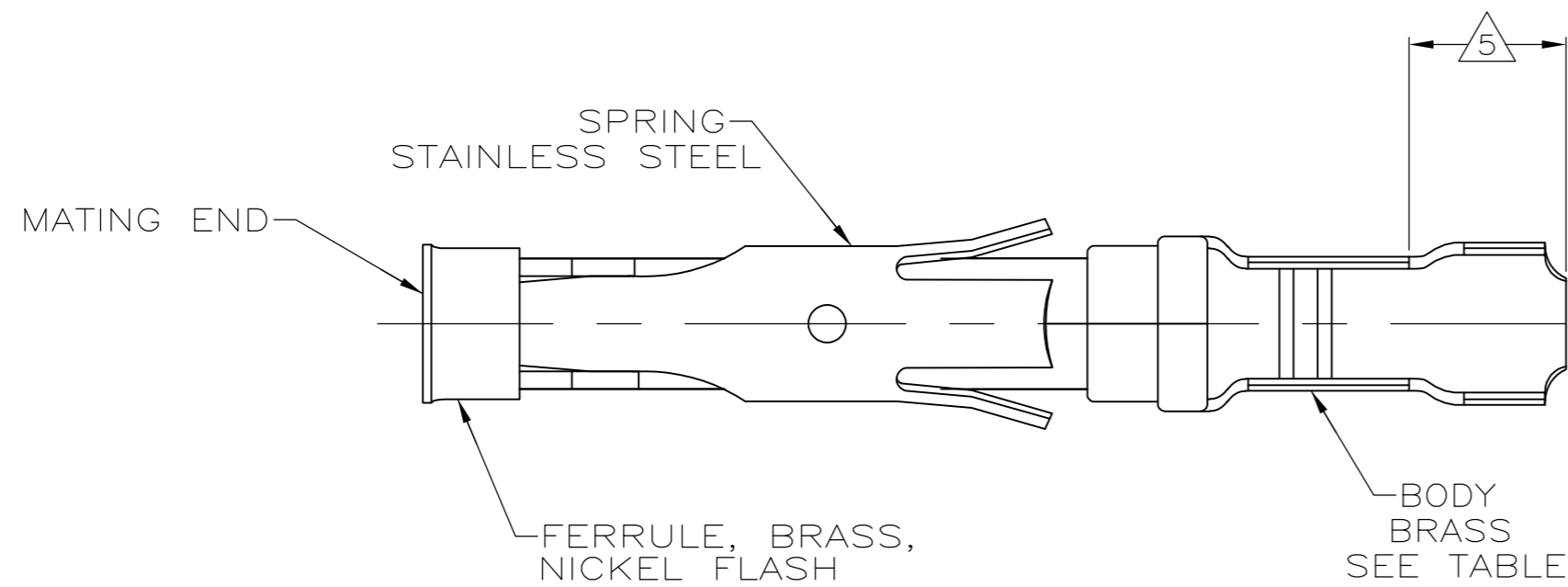
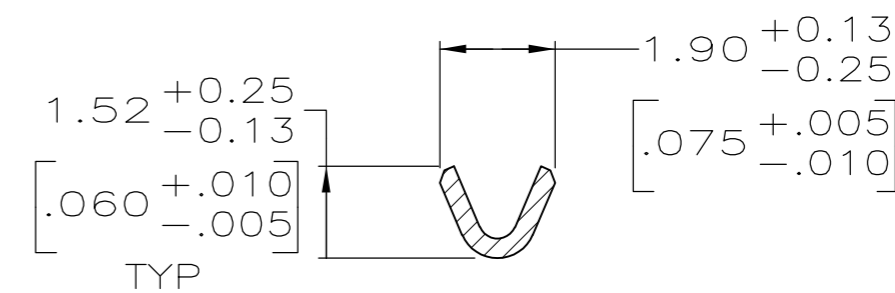
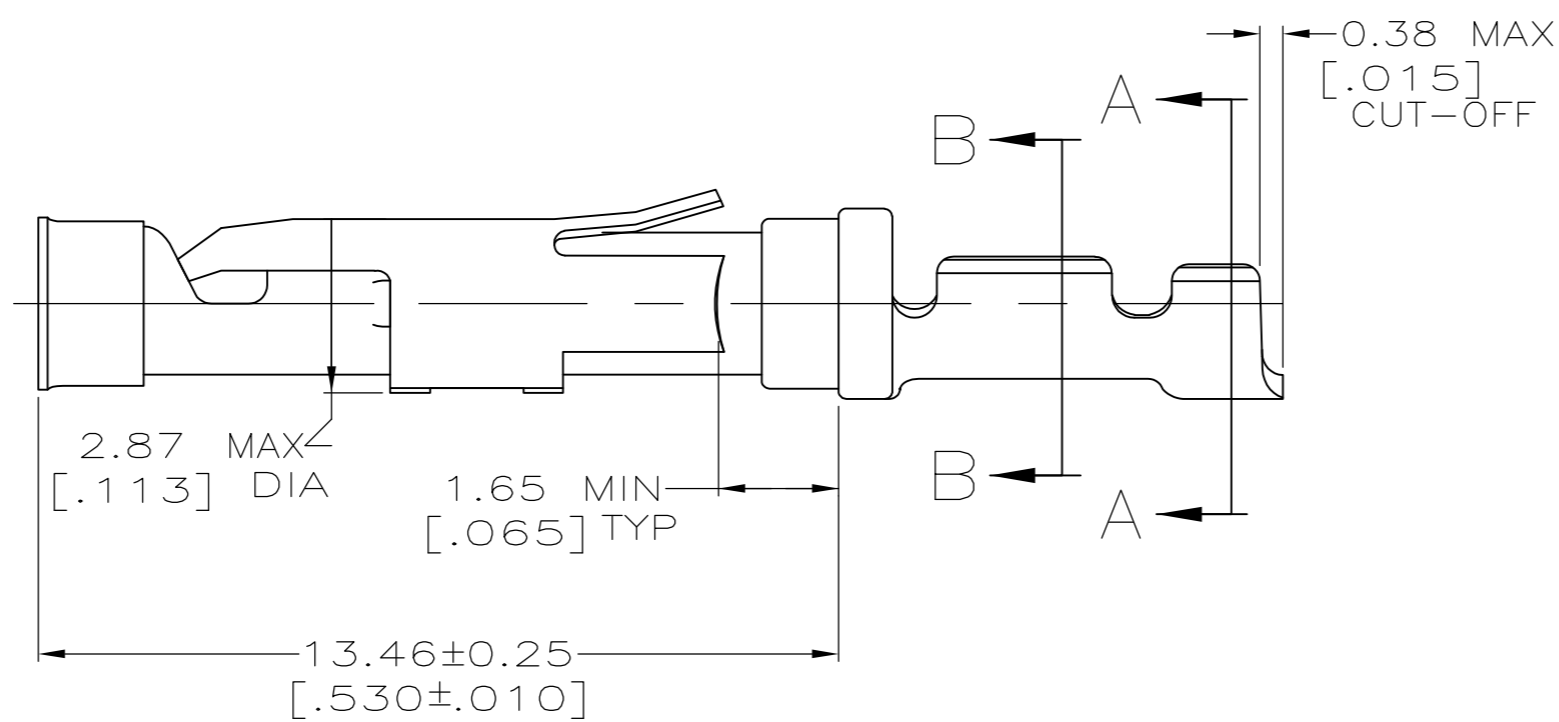
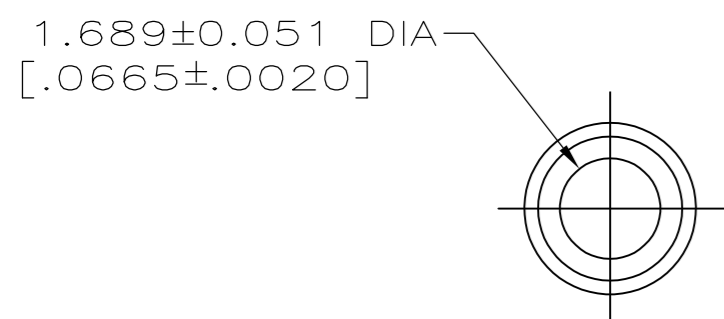


THIS DRAWING IS UNPUBLISHED. RELEASED FOR PUBLICATION
 © COPYRIGHT BY TYCO ELECTRONICS CORPORATION. ALL RIGHTS RESERVED.

LOC	DIST	REVISIONS			
P	LTR	DESCRIPTION	DATE	DWN	APVD
	FT 47	D	0G3B-0344-03	29APR03	TK GS
		D1	REVISED PER ECO-09-021826	26AUG09	KK AEG



SECTION A-A



SECTION B-B

- ① 0.76µm [.000030] MIN GOLD PER MIL-G-45204 ON MATING END FOR A LENGTH OF 5.08 [.200] MIN WITH GOLD FLASH ON THE REMAINDER OVER 0.76µm [.000030] MIN NICKEL PER QQ-N-290.
- ② 1.27µm [.000050] MIN TIN-LEAD PER MIL-T-10727 OVER 0.76µm [.000030] MIN NICKEL PER QQ-N-290.
- ③ 0.76µm [.000030] MIN GOLD PER MIL-G-45204 ON MATING END FOR A LENGTH OF 5.08 [.200] MIN WITH A UNIFORM GRADIENT TO 0.25µm [.000010] MIN GOLD PER MIL-G-45204 ON THE REMAINDER OVER 0.76µm [.000030] MIN NICKEL PER QQ-N-290.
- ④ 0.38µm [.000015] MIN GOLD PER MIL-G-45204 ON MATING END FOR A LENGTH OF 5.08 [.200] MIN WITH GOLD FLASH ON THE REMAINDER OVER 0.76µm [.000030] MIN NICKEL PER QQ-N-290.
- ⑤ GOLD PLATING NOT REQUIRED IN THIS AREA.
- 6. WIRE RANGE 26-24 AWG.
INSULATION RANGE 0.89 [.035]-1.40 [.055].
- ⑦ 0.38µm [.000015] MIN GOLD PER MIL-G-45204 ON MATING END FOR A LENGTH OF 5.08 [.200] MIN, 1.27µm [.000050] MIN TIN-LEAD PER MIL-T-10727 FOR A LENGTH OF 5.69 [.224] MIN ON OPPOSITE END, BOTH OVER 1.27µm [.000050] MIN NICKEL PER QQ-N-290 ON ENTIRE CONTACT.
- ⑧ 1.27µm [.000050] MIN TIN PER MIL-T-10727 OVER 0.76µm [.000030] MIN NICKEL PER QQ-N-290.
- ⑨ OBSOLETE PARTS: OBSOLETE CIS STREAMLINING PER D.RENAUD/D.SINISI

	SMALL PACK	⑧	1-66108-7	1-66109-8
	STANDARD	⑧	66108-2	1-66109-7
	SMALL PACK	①	66108-4	1-66109-6
	SMALL PACK	②	66108-2	1-66109-5
⑨	OBSOLETE	③	66108-1	1-66109-4
	STANDARD	⑦	1-66108-4	1-66109-3
	STANDARD	①	66108-4	66109-4
	STANDARD	④	66108-3	66109-3
	STANDARD	②	66108-2	66109-2
	STANDARD	③	66108-1	66109-1
	PACKAGING TYPE	BODY FINISH	STRIP P/N REF	PART NO

THIS DRAWING IS A CONTROLLED DOCUMENT.		DWN	L.SIPE	06/02/92	Tyco Electronics Corporation	
DIMENSIONS: INCHES		CHK	W.LENKER	6-11-92	City, State, Zip	
TOLERANCES UNLESS OTHERWISE SPECIFIED:		APVD	G.STEINHAUER	7-8-92	NAME	
0 PLC ± -		PRODUCT SPEC		SOCKET ASSEMBLY, LOOSE PIECE, TYPE III+		
1 PLC ± -		APPLICATION SPEC		-		
2 PLC ± 0.13 [.005]		FINISH		SIZE	CAGE CODE	DRAWING NO
3 PLC ± -		WEIGHT		A2	00779	66109
4 PLC ± -		CUSTOMER DRAWING		SCALE	SHEET	OF
ANGLES ± -		SEE CALLOUTS		8:1	1	1
MATERIAL SEE CALLOUTS		FINISH SEE CALLOUTS		REV	D1	