NUMBER 178140

3rd ANGLE PROJECTION

METRIC

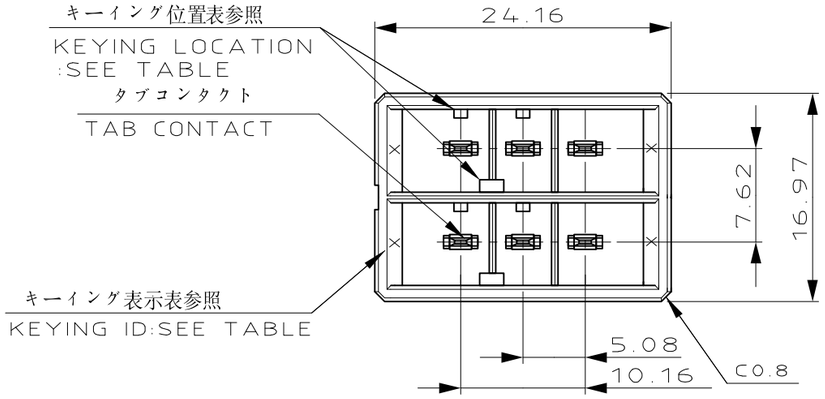

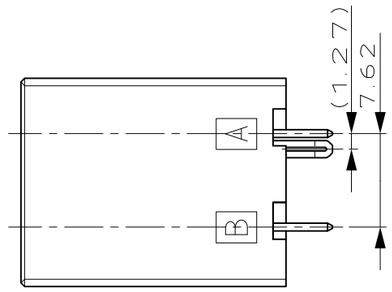

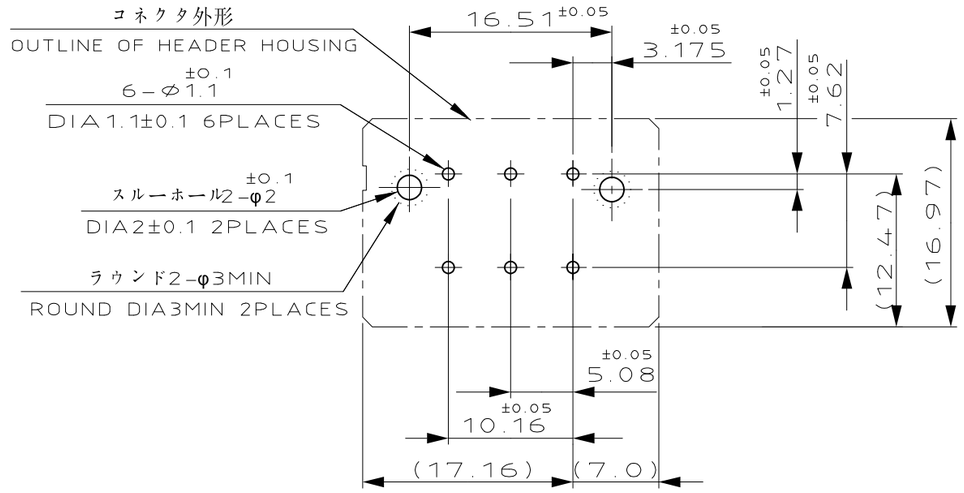

推奨基板取付け穴寸法
PC 基板厚:1.6±0.1
(非累積公差)
(コネクタ搭載面)

RECOMEND PC BOARD HOLE PATTERN
PC BOARD THICKNESS:1.6±0.1
(NOT ACCUMULATE TOLERANCE)
(CONNECTOR MOUNT SIDE)

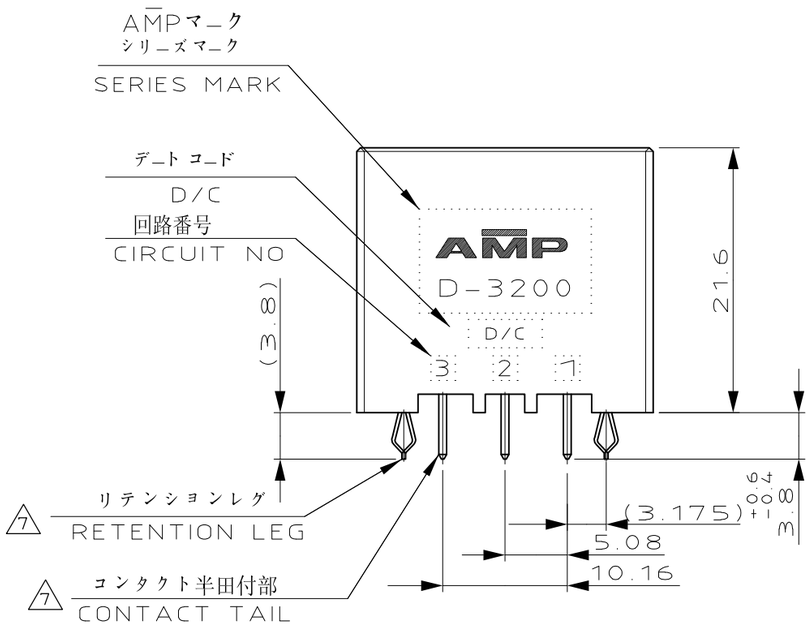

NOTES

1. MATERIAL:HOUSING:GLASS FILED THERMO PLASTIC,POLYESTER(94V-0),COLOR:BLACK
   CONTACT:COPPER ALLOY
   RETENTION LEG:COPPER ALLOY
2. FINISH(CONTACT AREA):0.38μmMIN GOLD PLATING OVER Ni PLATING
3. FINISH(CONTACT AREA):0.76μmMIN GOLD PLATING OVER Ni PLATING
4. FINISH(CONTACT AREA):2.0 μmMIN TIN PLATED OVER NICKEL
5. ~~FINISH(RETENTION LEG): TIN-LEAD PLATED (CONTACT TAIL) OVER NICKEL~~
6. FOR DRAWER
7. FINISH(RETENTION LEG): TIN PLATED (CONTACT TAIL) OVER NICKEL

注 記

1. 材料 ハウジング ガラス入り熱可塑性ポリエステル樹脂 (94V-0),色: 黒
   コンタクト 銅合金
   リテンションレグ銅合金
2. めっき: コンタクト 全面Ni下地 接触部0.38μm MIN金めっき
3. めっき: コンタクト 全面Ni下地 接触部0.76μm MIN金めっき
4. めっき: コンタクト 全面Ni下地 接触部2.0 μm MINスズめっき
5. ~~めっき: リテンションレグとコンタクト半田付部 ニッケル下地の上に半田めっき~~
6. ドロアー用
7. めっき: リテンションレグとコンタクト半田付部ニッケル下地の上にスズめっき

KEYING LOCATION	A ROW KEYING	B ROW KEYING	FINISH	製品番号 PART NO.
A ROW / B ROW	X	Y	7 4	3-178140-5
			7 3	3-178140-3
			7 2	3-178140-2
A ROW / B ROW	Y	Y	7 4	2-178140-5
			7 3	2-178140-3
			7 2	2-178140-2
A ROW / B ROW	X	X	7 2	6 4-178140-2
			7 4	1-178140-5
			7 3	1-178140-3
			7 2	1-178140-2

LTR	REVISION RECORD	DR	CHK	DATE
F1	REVISED PER ECO-11-005030	RK	HMR	23MAR 11

TE Connectivity

WIRE RANGE	mm²(AWG -)
INSULATION DIA	- mmφ
MATERIAL	SEE NOTE 注記参照
FINISH	SEE NOTE 注記参照
DR.	19 APR 94 N.Matsubara
DE.	19 APR 94 N.Matsubara
CHK.	20 APR 94 S.MANABE
APP.	20 APR 94 S.MANABE

NAME: DYNAMIC D-3200 5.08X7.62PITCH(V) 6 POS.HDR CONN.ASS'Y

一般公差 (GENERAL TOLERANCE)
10以下 : ±0.3
10を超え30以下 : ±0.4
30を超え100以下 : ±0.45
角度 : ±3°

SIZE	LOC	NUMBER
A3	J	C-178140

SCALE	REV.	SHEET
2-1	F1	1 OF 1

DIMENSIONS IN MILLIMETERS. DO NOT SCALE PRINT

PRINT DIST

(CUSTOMER DRAWING) 顧客用図面